








LED Recessed Luminaires

		L3PNB	L3PNF	L3PNA	L3CBA GEN. 2	L3MBA
		LED Backlit Panel	LED Backlit Panel	LED Architectural Recessed Luminaire	LED Recessed Center Basket	Specification Grade LED Recessed Basket (with metric option)
						
Main Selling Features		Backlit technology with PMMA LED lens Double frame	Backlit technology with PMMA LED lens 4 CCT and 3 power selectable Single frame	Backlit technology with PMMA LED lens Architectural look 3 CCT and 3 power selectable	Classic center basket look Slim housing with light weight 3 CCT and 3 power selectable	Specification grade low profile construction Suitable for metric ceiling Air handling function
Product Type		Quick Ship	Quick Ship	Quick Ship	Quick Ship	Make to Order
Size (in)		1x4, 2x2, 2x4	1x4, 2x2, 2x4	1x4, 2x2, 2x4	1x4, 2x2, 2x4	20" x 60", 500mm x 1 500mm
Lumen Output (lm)		2 500 - 6 600	2 605 - 6 025	2 750 - 6 250	2 660 - 6 075	4 121 - 8 157
Volts (VAC)		120-347	120-347	120-347	120-347	"120-277 347"
Watts (W)		20 - 50	20 - 50	25 - 50	20 - 50	35 - 67
Color Temperature (K)	Single	4 000	-	-	-	3 000, 3 500, 4 000, 5 000
	CCT Selectable	3 500/4 000/5 000	3 000/3 500/4 000/5 000	3 500/4 000/5 000	3 500/4 000/5 000	-
CRI		82+	82+	83	80+	80+
DLC		Standard & Premium	Standard	Standard (1x4) Premium (2x2, 2x4)	Premium	-
Accessories		Surface mount kit Suspension kit Drywall kit Large junction box	Surface mount kit Suspension kit Drywall kit	-	Surface mount kit Drywall kit	-
Other features (make to order)		Artwork Emergency back up LINK Occupancy Sensor	-	-	-	Line voltage dimming Digital addressable lighting interface driver Emergency backup LINK



**THINK
SMART**



**PENSEZ
INTELLIGENT**