

SLZC2

ZONE SENSING CONTROL PANEL

Complies to the Winnipeg by-law No. 77/2015

Complies to the Alberta Electrical Safety Bulletin 10-2017
CEC-046

The SLZC2 series is the latest generation of zone sensing control units. It's designed to monitor electrical circuits at various voltages (120VAC, 277VAC, and 347VAC). The SLZC2 will automatically trigger emergency lighting operation upon loss of AC current. With the SLZC2, emergency lighting will come on if a zone monitored loses power (triggering emergency lighting specific to that zone). The unit comes standard with zone test switch and zone pilot lights, for easy monitoring and testing. It is also compatible with Stanpro autotest battery units. This new design is clear and simple to install.

FEATURES AND SPECIFICATIONS

• Circuitry

- Up to 6 circuits monitored (inputs) per cabinet
- AC (formally external zone sensing) or DC (formally internal zone sensing)
- Up to 6 outputs
- 120/277/347 VAC input
- 120/277/347 VAC output
- Zone pilot lights are standard
- Zone test switch are standard
- Compatible with Stanpro's automatic-testing, self-diagnostic boards
- Clearly identified terminal blocks with high gauge caliber, for easy wiring

• Mechanical

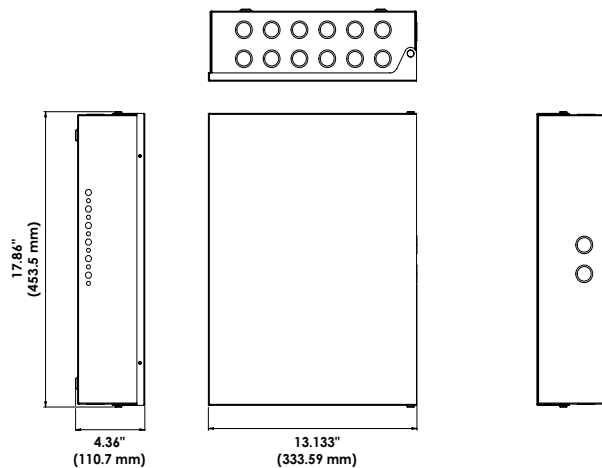
- Rugged steel cabinet with ultraguard rust-coating
- 24 knockouts for easy installation
- Pivoting door
- Keyhole mounting slots stamped into back of cabinet
- Built and assembled in Canada
- Grey powder coat finish is standard

• Compliances

- CSA Certified to C22.2 #141-15
- Meets requirements of ICES-005



DIMENSION



canadian
made



ICES
005



ORDERING GUIDE

SLZC2				GY	
Series	# of monitored circuits (?c)	Relay Control Output (?O)	Current	Color	Program
SLZC2	_C - (Between 1 and 6)	_O - (Between 1 and 6 - no more than #C)	AC DC	GY - Grey (Standard)	To be completed by a Stanpro representative

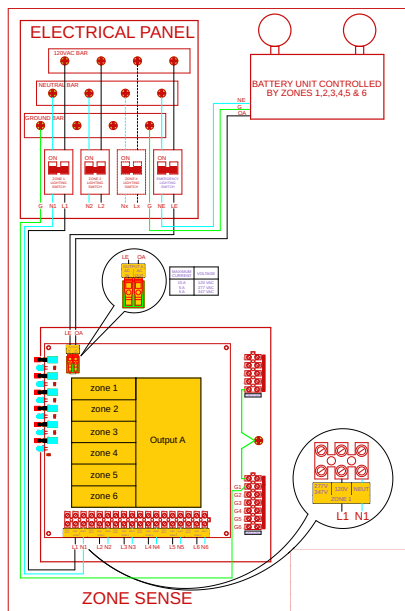
To connect more than one zone sense control panel, please ask the manufacturer to provide you with a new wiring diagram

RECOMMENDED FLEXIBLE PART NUMBERS

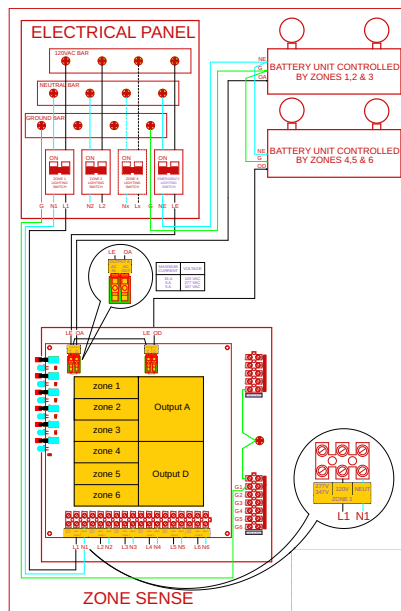
Part Number	# of Zones	Relay Control Output	Current	Color	Program
SLZC2-6C-10ACGY10	6	1	AC	GY - Grey	10
SLZC2-6C-20ACGY07	6	2	AC	GY - Grey	07
SLZC2-6C-30ACGY04	6	3	AC	GY - Grey	04

The part numbers above are recommended based on the most common configurations.

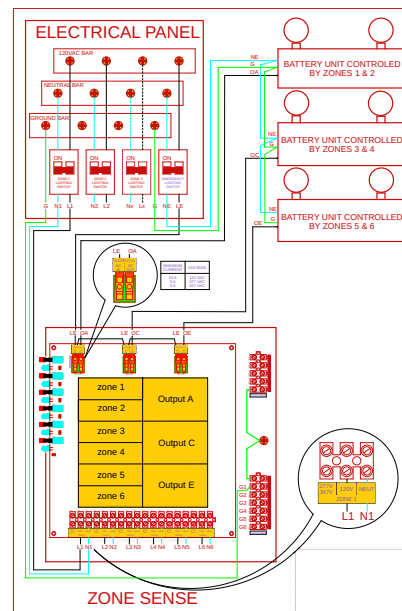
However, if these configurations do not work, please contact the factory for all other possible configurations.



SLZC2-6C-10ACGY10



SLZC2-6C-20ACGY07



SLZC2-6C-30ACGY04

Data is based upon tests performed in a controlled environment. Actual performance can vary depending on operating conditions. All products are subject to change or may be discontinued any time without notice.