

Series Spec Sheet

RMY

HAZARDOUS LOCATION

Class I, Division 1 & 2, Groups C & D, Zone 1 & 2, Groups IIA & IIB

AC, AC/DC

120/347 VAC Input

The RMY series of hazardous location running man signs are designed to meet and exceed the most stringent code requirements. The housings are made from copper free, heavy-duty die cast aluminum. The frame and faceplate(s) are manufactured in heavy gauge steel with a white, powder coating finish. The signs can be specified to suit a variety of mounting options including ceiling, wall and pendant mount.



FEATURES AND SPECIFICATIONS

• Circuitry - AC & AC/DC

- LED ultra bright light source
- Input voltages 120/347 VAC
- Emergency back-up voltage: 6 V, 12 V or 24 VDC

• Mechanical

- Die cast, copper free aluminum, white or raw aluminum finish (depends on rating/type)
- Steel Running man sign, white powder coat finish standard
- Wiring pre-pulled through fixture
- Wall and ceiling models c/w integrated die cast junction box
- Junction box c/w oversized integral mounting holes and tapped and plugged rigid holes
- Temperature code: T6

• Approvals

- CSA Certified to C22.2 #137
- CSA Certified to C22.2 #141-15
- CSA Certified to C860-11
- Class I, Division 1 & 2, Groups C & D
- Class I, Zone 1 & 2, Groups IIA & IIB

• Compliance

- Meets requirements of ICES-005

OVERVIEW

Light source	LED
Input voltage (VAC)	120/347
Input power (W)	4.8
DC Volts (VDC)	6, 12, 24
DC power (W)	3.4



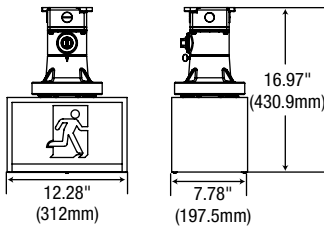
For complete warranty details, please see our terms and conditions on our website

ORDERING GUIDE

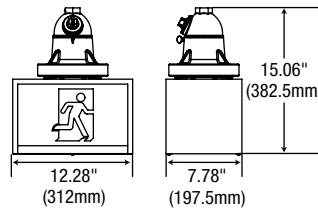
RMY		1	1	CD			/
Series	Nbr of faces	Class	Div.	Group	DC Volts (V)	Mounting	Options
RMY	1 - Single face 2 - Double face	1	1	C D	Blank - AC only 06 - 6 12 - 12 24 - 24	CM - Ceiling mount PM - Pendant mount WM - Wall mount	OP - Special wording or graphic 0 - No indicators (double face only) ↓ ↑ ↗ ↘ ↙ ↘ D U UR DR DL UL

MOUNTING

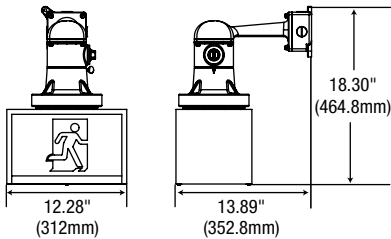
CEILING



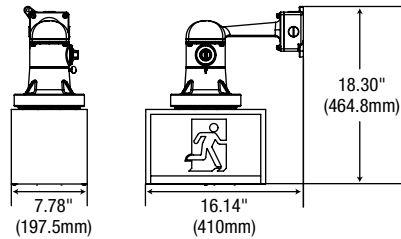
PENDANT




WALL - SINGLE FACE



WALL - DOUBLE FACE



DIMENSIONS



CONFIGURATIONS



Comes standard with three pictogram legends for direction selection.

Data is based upon tests performed in a controlled environment. Actual performance can vary depending on operating conditions. All products are subject to change or may be discontinued any time without notice.