

## LED PUCK LIGHT

### Line Voltage (120 V)

Stanpro offers a full range of 3000 K line voltage LED pucks, in white and brushed nickel finish. Offering 90+ CRI, swivel design and high quality construction, these LED pucks will add a touch of modern elegance to your decor. No LED transformer is required as they can be used directly with the 120 V power cord plug for a quick and simple installation. They can also be installed with the hardwire box for direct connections. The option of surface mounting or recessed installation also adds to the versatility of these LED puck lights.

### FEATURES AND SPECIFICATIONS

#### • Construction

##### Finishing

- White or brushed nickel finish
- Frosted lens

##### Mounting

Surface and recessed mounting

#### • Technical specifications

- Up to 20 LED Puck Lights can be installed in a row
- Available color temperature: 3 000 K
- 90 CRI
- 120° beam angle
- Estimated lifespan of 36 000 hours to L70
- Suitable for dry location
- Size: 2 3/4" (69 mm)
- Operating temperature: -30°C / -22°F to 40°C / 104°F

#### • Compliances

- cETLus
- FCC
- Meets requirements of ICES-005 for class B products

### OVERVIEW

Light source	LED
Watts (W)	4
Lumen output (lm)	200
Efficiency (lm/W)	50
Color temperature (K)	3 000
CRI	90



quick  
ship



LED  
fixture



dry  
location



dimmable  
fixture



ICES  
005



## QUICK SHIP AND TECHNICAL SPECIFICATION TABLE <sup>1</sup>

Order code	Part number	Watts per LED Puck (W)	Volts (VAC)	Color temp. (K) <sup>2</sup>	Lumen per LED Puck (lm) <sup>3</sup>	Efficiency (lm/W)	CRI	Life L70 (hrs) <sup>4</sup>	Beam angle (°)	Finish	Lens finish	Dimming (Yes/No)	Case qty (master)
<b>LED Puck Light - 1 Wire</b>													
67101	UCP/1WIRE/120V/4W/30K/FR/WH/STD	4	120	3000	200	50	90	36 000	120	White	Frosted	Yes	50
67104	UCP/1WIRE/120V/4W/30K/FR/BN/STD	4	120	3000	200	50	90	36 000	120	Brushed nickel	Frosted	Yes	50
<b>LED Puck Light - 2 Wires</b>													
67100	UCP/2WIRES/120V/4W/30K/FR/WH/STD	4	120	3000	200	50	90	36 000	120	White	Frosted	Yes	50
67103	UCP/2WIRES/120V/4W/30K/FR/BN/STD	4	120	3000	200	50	90	36 000	120	Brushed nickel	Frosted	Yes	50
<b>LED Puck Light - Kits of 3 units</b>													
67102	UCP/KIT3/120V/4W/30K/FR/WH/STD	4	120	3000	200	50	90	36 000	120	White	Frosted	Yes	20
67105	UCP/KIT3/120V/4W/30K/FR/BN/STD	4	120	3000	200	50	90	36 000	120	Brushed nickel	Frosted	Yes	20

<sup>1</sup> **QUICK SHIP:** Product availability is subject to change without notice. Please contact your Stanpro customer service representative to confirm inventory levels at time of order.

<sup>2</sup> Typical color temperature range: +/- 5 %.

<sup>3</sup> Lumen values are derived from photometric testing. Initial lumens range: +/- 10 %.

<sup>4</sup> Life hours are derived from IESNA LM-80-08 testing report and projected per IESNA TM-21-11 extrapolations.


## INCLUDED IN THE BOX (KITS OF 3 UNITS)

Unit	Description
1	Puck with 1 wire
2	Pucks with 2 wires
1	Power cord plug

Note : Please note that the 1 wire puck should be placed at the end of the run.

## ACCESSORIES (order separately)

Order code	Description	Type	Figure	Length in (mm)	Case qty (master)
67106	UCP/PLUG/120V/STD	120 V Power Cord Plug	A	73 5 /8 (1 870)	100
67787	UC/HARDWIREBOX/120V/STD	Hardwire Box	B	165	50
67108	UCP/JUMPER/12IN/STD	12" Jumper	C	12 (304)	500
67109	UCP/JUMPER/36IN/STD	36" Jumper	C	36 (914)	500
67110	UCP/JUMPER/72IN/STD	72" Jumper	C	72 (1 828)	250



## COMPATIBLE DIMMERS

Brand	Model number
LEGRAND	PD-5NE
LUTRON	PD-6WCL, CTCL-153P, DVCL-253P, AYCL-253P, SELV-300P, MACL-153P
COOPER	RRD-6NA-WH, AAL06, SCL03P
LEVITON	6615, IPL06, 6674, DSM10-1LZ, IPE04-1LZ

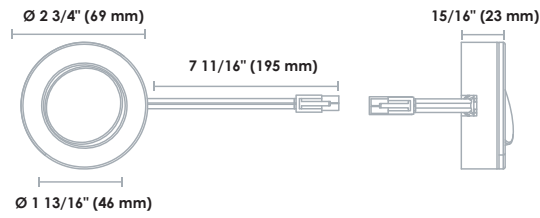
<sup>1</sup> Flickering might occur between 0-25% on low intensity settings.

<sup>2</sup> The above table shows dimmers that have been tested and have demonstrated proper operation under normal conditions. Each installation being unique, various factors such as load, common neutrals or other electrical products on the circuit can, in certain instances, cause variance in system performance. Read and comply to the dimmer installation instructions. Consult dimming system manufacturer for additional support in operation. Stanpro recommends to use dimmers designed to work with LED products. Older dimmers designed for incandescent products may cause erratic operation. Some dimmers may require more than one product for stable operation. The maximum number of products is determined by the dimmer wattage rating with LEDs. Be careful, these dimmers have different ratings depending on the product type. Again, refer to the dimmer installation instructions.

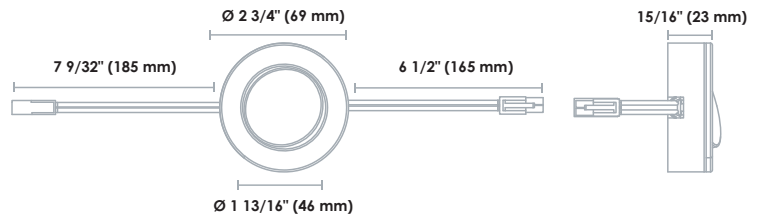
Data is based upon tests performed in a controlled environment. Actual performance can vary depending on operating conditions. All products are subject to change or may be discontinued any time without notice.

**DIMENSIONS**

**1 Wire**



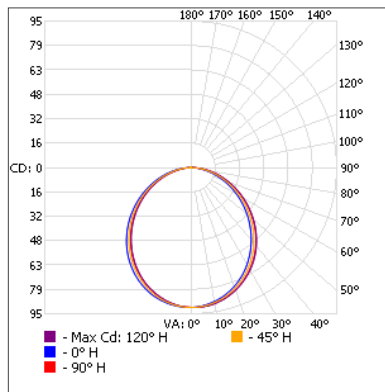
**2 Wires**



**PHOTOMETRIC DATA<sup>1</sup>**

**67100, 67101, 67102 • 240.0 lm**

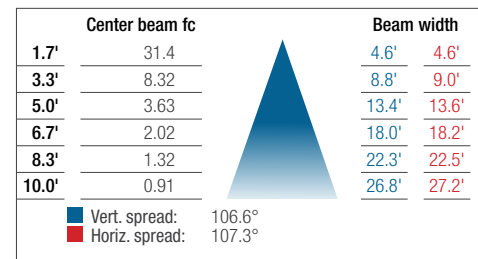
**Polar candela distribution**



**Zonal lumen summary**

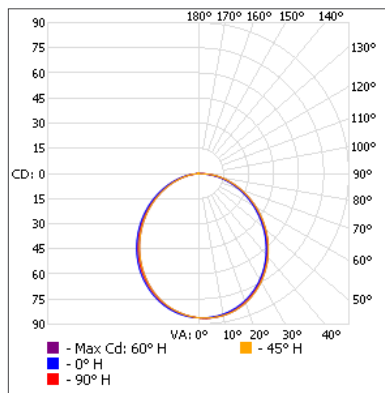
Zone	Lumens	% Fixture
0-30	69.5	28%
0-40	112.7	45.4%
0-60	195.1	78.7%
60-90	51.2	20.7%
70-100	22.4	9%
90-120	0.6	0.3%
0-90	246.4	99.3%
90-180	1.7	0.7%
0-180	248.0	100%

**Illuminance at a distance**



**67103, 67104, 67105 • 240.0 lm**

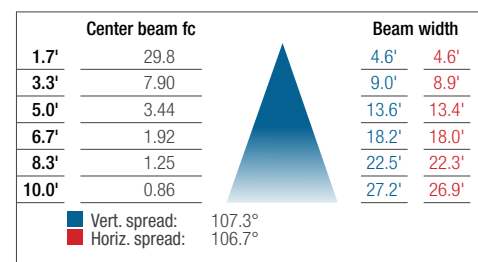
**Polar candela distribution**



**Zonal lumen summary**

Zone	Lumens	% Fixture
0-30	66.0	28%
0-40	107.0	45.4%
0-60	185.4	78.6%
60-90	48.9	20.7%
70-100	21.3	9%
90-120	0.6	0.2%
0-90	234.2	99.3%
90-180	1.6	0.7%
0-180	235.8	100%

**Illuminance at a distance**



<sup>1</sup> Complete IES files available on our website.

Data is based upon tests performed in a controlled environment. Actual performance can vary depending on operating conditions. All products are subject to change or may be discontinued any time without notice.