

## PRO & L3PNP

### LED PANEL

1' X 4', 2' X 2', 2' X 4'

Boasting a universal driver that can operate from 100 V to 347 V and high lumen packages, the commercial grade panels are the perfect solution to meet required light levels in any applications. Offering an extended warranty of 10 years is a testament to the quality of the edge-lit panels that we offer. Our PRO & L3PNP Panel series are an ideal replacement for fluorescent fixtures in offices, schools and, commercial buildings.

### FEATURES AND SPECIFICATIONS

#### • Construction

##### Housing and finishing

Frame is made of white aluminum alloy.

##### Mounting

Recessed, suspended, surface

#### • Electrical

##### Driver

- Available in 100-347 V
- 0-10 V dimming standard
- Compatible with LINK Emergency power conversion module - Please contact factory for more information

##### Ambient temperature


- Operating temperature: -20°C ~ +40°C

##### Beams

- Beam angle 1X4: V: 112.4 / H: 112.1
- Beam angle 2X2: V: 111.9 / H: 112.4
- Beam angle 2X4: V: 113 / H: 112.5

#### • Compliances

- cETLus
- Damp location
- IC rated
- Meets requirements of ICES-005 for Class B products
- Conforms to:
  - STANDARD METHOD OF TEST FOR SURFACE BURNING: CAN/ULC-S102.2-10
  - STANDARD METHOD OF FIRE TEST OF **LIGHT DIFFUSERS AND LENSES:** CAN/ULC-S102.3-07v



### OVERVIEW

Light source	LED
Watts (W)	40 - 49
Lumen output (lm)	4 272 - 6 282
Efficiency (lm/W)	107 - 133
Color temperature (K)	3 000, 3 500, 4 000, 5 000
CRI	80+
Weight (lbs)	<b>1 X 4</b> : 10.58, <b>2 X 2</b> : 10.6, <b>2 X 4</b> : 19.8



Not all products are qualified on the DLC QPL. To view our DLC qualified products, please consult the DLC Qualified Products List at [www.designlights.org/search](http://www.designlights.org/search).

**QUICK SHIP AND TECHNICAL SPECIFICATION TABLE** <sup>1</sup>

Order code	Description	DLC unique ID	Watts (W)	Volts (VAC)	Color temp. (K) <sup>2</sup>	Lumen output (lm) <sup>3</sup>	Efficiency (lm/W)	CRI	Life L70 (hrs) <sup>4</sup>	Dimming (Yes/No)	Power factor	THD (%)	Case qty (master)
<b>1 X 4</b>													
68160	L3PNP-1LS2-Q/30K	PPLGHS62B8A0X	40	100-347	3 000	4 667	117	80 +	60 000	Yes	0.88	17	2
67211	PAN1X4/100-347/40W/35K/PRO/STD	PCXQJRO	38	100-347	3 500	4 809	126	80 +	50 000	Yes	0.88	18	2
67212	PAN1X4/100-347/40W/40K/PRO/STD	PJRTL1RN	38	100-347	4 000	4 840	128	80 +	50 000	Yes	0.88	18	2
67213	PAN1X4/100-347/40W/50K/PRO/STD	PSBFSB8I	37	100-347	5 000	4 901	132	80 +	50 000	Yes	0.88	18	2
<b>2 X 2</b>													
68164	L3PNP-2LS2-Q/30K	PLOYI6WQDP3S	40	100-347	3 000	4 272	107	80 +	60 000	Yes	0.90	17	4
67214	PAN2X2/100-347/40W/35K/PRO/STD	PBH79LEQ	39	100-347	3 500	4 921	127	80 +	50 000	Yes	0.89	19	4
67215	PAN2X2/100-347/40W/40K/PRO/STD	PYG9555U	39	100-347	4 000	5 022	129	80 +	50 000	Yes	0.89	19	4
67216	PAN2X2/100-347/40W/50K/PRO/STD	PLXB26AN	39	100-347	5 000	5 225	133	80 +	50 000	Yes	0.89	20	4
<b>2 X 4</b>													
68168	L3PNP-4LS1-Q/30K	PLLBR4UBZ768	49	100-347	3 000	5 282	108	80 +	60 000	Yes	0.90	20	2
67217	PAN2X4/100-347/50W/35K/PRO/STD	PV0UVBCP	48	100-347	3 500	5 968	125	80 +	50 000	Yes	0.91	17	2
67218	PAN2X4/100-347/50W/40K/PRO/STD	PCYBZ90U	48	100-347	4 000	6 073	126	80 +	50 000	Yes	0.91	17	2
67219	PAN2X4/100-347/50W/50K/PRO/STD	PIN1DTMZ	49	100-347	5 000	6 282	129	80 +	50 000	Yes	0.91	16	2

<sup>1</sup> **QUICK SHIP:** Product availability is subject to change without notice. Please contact your Stanpro customer service representative to confirm inventory levels at time of order.

<sup>2</sup> Typical color temperature range: +/- 5 %.

<sup>3</sup> Lumen values are derived from photometric testing. Initial lumens range: +/- 10 %.

<sup>4</sup> Life hours are derived from IESNA LM-80-08 testing report and projected per IESNA TM-21-11 extrapolations

**ORDERING GUIDE**

Series	Size	Lumen package delivered <sup>1</sup>	Volts (V)	Color temp. (K)	Options <sup>3</sup>
L3PNP	1 - 1'X4' 2 - 2'X2' 4 - 2'X4'	LS2 LS1	Q - 100 - 347	35K - 3 500 40K - 4 000 50K - 5 000	EL <sup>2</sup> - LINK Emergency power conversion module

<sup>1</sup> For technical data please refer to the quick ship and technical specification data table.

<sup>2</sup> Please check Link Technical Specifications Table for delivery lumens with /EL option.

<sup>3</sup> Consult lead time when options are added.

**LINK TECHNICAL SPECIFICATIONS TABLE**

Lumen package	LINK Watts (W) <sup>1</sup>	3 500 K	4 000 K	5 000 K
		LINK lumen output (lm) <sup>2</sup>	LINK lumen output (lm) <sup>2</sup>	LINK lumen output (lm) <sup>2</sup>
1LS2	11	952	963	985
2LS2		976	985	1003
4LS1		1095	1109	1137

<sup>1</sup> Maximum wattage per LINK Unit 11W

<sup>2</sup> Lumens based on calculated values. Specifications are subject to change at any time without notice.

**COMPATIBLE DIMMERS**

Brand	Model Number
LEVITON	DS710-LFZ
LUTRON	DVSTV-WH
EUCHIPS	Walldim103
COOPER	SF10P
HUBBELL	LHD-IRS3-N-WH

NOTE: The above table shows dimmers that have been tested and have demonstrated proper operation under normal conditions. Each installation being unique, various factors such as load, common neutrals or other electrical products on the circuit can, in certain instances, cause variance in system performance. Read and comply to the dimmer installation instructions. Consult dimming system manufacturer for additional support in operation. Stanpro recommends to use dimmers designed to work with LED products. Older dimmers designed for incandescent products may cause erratic operation. Some dimmers may require more than one product for stable operation. The maximum number of products is determined by the dimmer wattage rating with LEDs. Be careful, these dimmers have different ratings depending on the product type. Again, refer to the dimmer installation instructions.

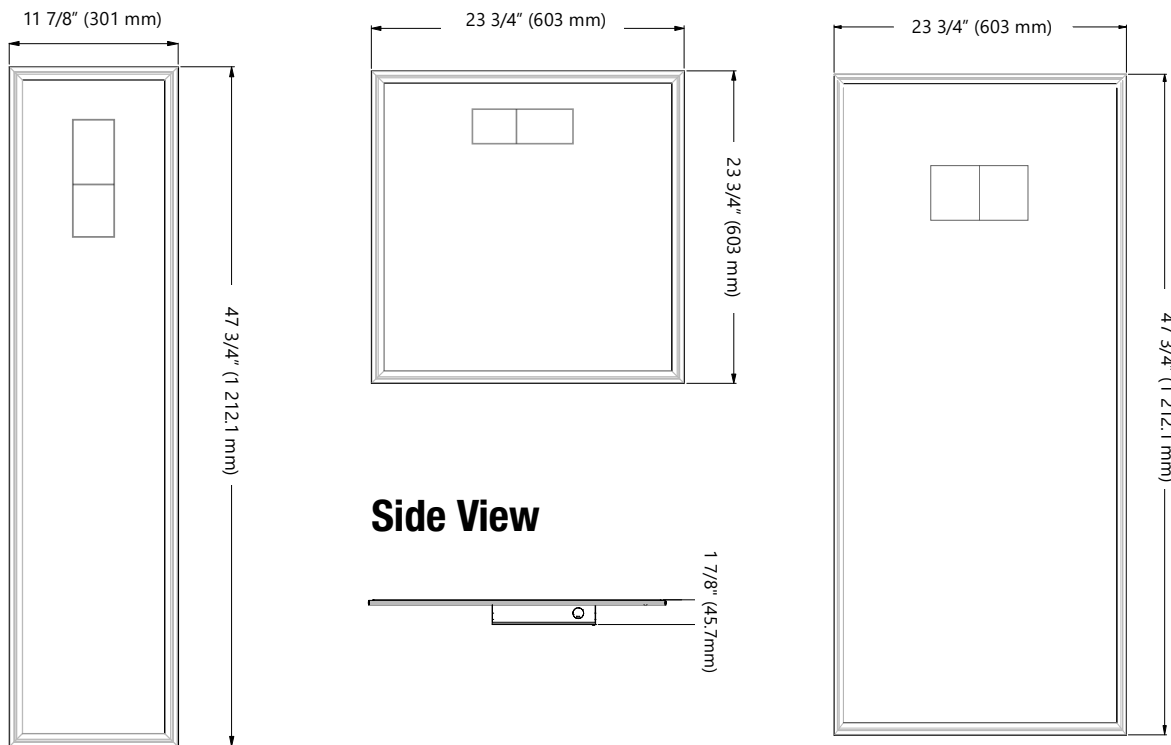
Data is based upon tests performed in a controlled environment. Actual performance can vary depending on operating conditions. All products are subject to change or may be discontinued any time without notice.

**ACCESSORIES (order separately)**

Part number	Type	Compatible with
63490	Drywall kit	1'X4'
67164	Drywall kit	2'X2'
63491	Drywall kit	2'X4'
64826	Surface kit	1'X4'
64825	Surface kit	2'X2'
64827	Surface kit	2'X4'
64828	Suspension kit (4.5')	2'X2'
64829	Suspension kit (4.5')	1'X4', 2'X4'

**DIMENSIONS**

**Top View**

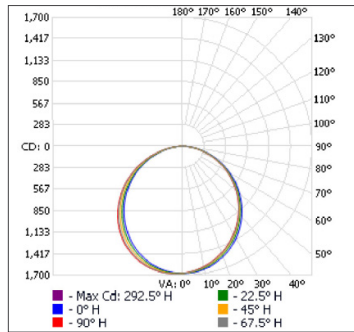


Data is based upon tests performed in a controlled environment. Actual performance can vary depending on operating conditions. All products are subject to change or may be discontinued any time without notice.

**PHOTOMETRIC DATA<sup>1</sup>**

**67212 PAN1X4/100-347/40W/40K/PRO/STD • 4 776 lm**

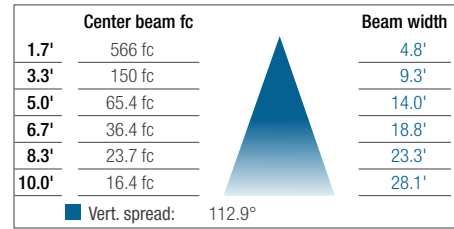
**Polar candela distribution**



**Zonal lumen summary**

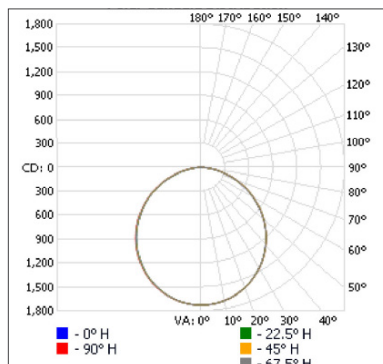
Zone	Lumens	% Fixture
0-30	1 262.2	28.9%
0-40	2 063.5	47.2%
0-60	3 629.3	83%
60-90	742.9	17%
0-90	4 372.3	100%

**Illuminance at a distance**



**67215 PAN2X2/100-347/40W/40K/PRO/STD • 4 936 lm**

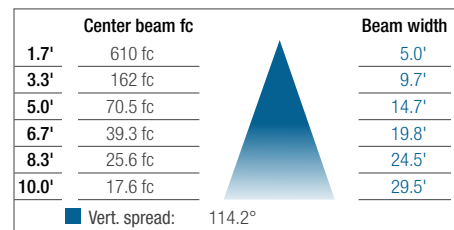
**Polar candela distribution**



**Zonal lumen summary**

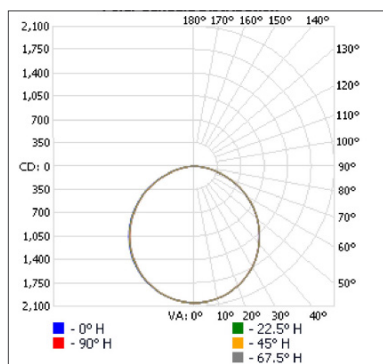
Zone	Lumens	% Fixture
0-30	1 367.7	27.2%
0-40	2 243.0	44.7%
0-60	3 974.1	79.1%
60-90	1 049.2	20.9%
0-90	5 023.4	100%

**Illuminance at a distance**



**67218 PAN2X4/100-347-50W-40K-PRO/STD • 5 877 lm**

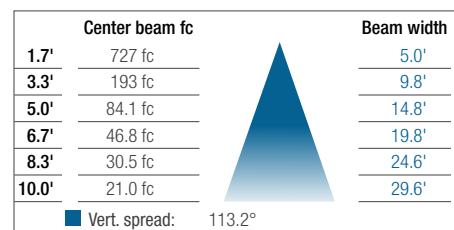
**Polar candela distribution**



**Zonal lumen summary**

Zone	Lumens	% Fixture
0-30	1 628.5	27.2%
0-40	2 668.9	44.5%
0-60	4 720.5	78.7%
60-90	1 276.3	21.3%
0-90	5 996.8	100%

**Illuminance at a distance**



<sup>1</sup> Complete IES files available on our website.

Data is based upon tests performed in a controlled environment. Actual performance can vary depending on operating conditions. All products are subject to change or may be discontinued any time without notice.