



# LED High Intensity

Our high intensity LED lamps are an easy, cost saving retrofit solution that can replace up to 400 W HID lamps. With different color temperatures, wattages and base options, they are the perfect replacement for HID lamps. These LED retrofits are ideal for many applications such as churches, area lighting and industrial lighting.

No need for a time consuming fixture replacement, simply bypass the ballast and screw the lamp in. The ballast bypass is the best option for long term installations since it prevents the need to go back and replace the ballast at a later time, making it ideal for hard to reach spaces.



Durable heat sink design with silent integrated fan and safety cable included


Order code	Description	Watts (W)	Base	Volts (VAC)	Color temp. (K)	CRI	Life L70 (hrs)	Lumen output (lm)	Bare lamp lumen (lm)	Operating position	Case qty (master)
<b>High Bay Retrofit 100-277 V</b>											
67048 <sup>1</sup>	CRNHB/150W/40K/BYP/100-277/ND/EX39/STD	150	EX39	100-277	4 000	80	50 000	17 195	21 000	Vertical	4
67049 <sup>1</sup>	CRNHB/150W/50K/BYP/100-277/ND/EX39/STD	150	EX39	100-277	5 000	80	50 000	17 929	21 000	Vertical	4

Lumen values are derived from photometric testing  
<sup>1</sup> A safety cable is included with this lamp to secure its installation in the fixture  
 Make sure to use this cable when installing the lamp to prevent the lamp from falling down





LED chips mounted on top  
for a 360° light output



Order code	Description	Watts (W)	Base	Volts (VAC)	Color temp. (K)	CRI	Life L70 (hrs)	Lumen output (lm)	Operating position	Case qty (master)
<b>360° 120-277 V</b>										
67794	CRN/S2/22W/30K/BYP/120-277/ND/E26/STD	22	E26	120-277	3 000	80	50 000	2 579	Vertical	24
67795	CRN/S2/22W/40K/BYP/120-277/ND/E26/STD	22	E26	120-277	4 000	80	50 000	2 812	Vertical	24
67796	CRN/S2/22W/50K/BYP/120-277/ND/E26/STD	22	E26	120-277	5 000	80	50 000	2 668	Vertical	24
<b>360° 120-347 V</b>										
67923	CRN/S3/36W/30K/BYP/120-347/ND/E26/STD	36	E26	120-347	3 000	80	50 000	5 200	Vertical	12
67924	CRN/S3/36W/40K/BYP/120-347/ND/E26/STD	36	E26	120-347	4 000	80	50 000	5 200	Vertical	12
67925	CRN/S3/36W/50K/BYP/120-347/ND/E26/STD	36	E26	120-347	5 000	80	50 000	5 200	Vertical	12
67926	CRN/S3/54W/40K/BYP/120-347/ND/E39/STD	54	E39	120-347	4 000	80	50 000	7 800	Vertical	12
67927	CRN/S3/54W/50K/BYP/120-347/ND/E39/STD	54	E39	120-347	5 000	80	50 000	7 800	Vertical	12
<b>360° 120-277 V CCT &amp; Power Select</b>										
69124 <sup>2,3</sup>	CRN/PS36W/3CCT/BYP/120-277/E26/STD	18/27/36	E26	120-277	3 000/4 000/5 000	80	50 000	5 220	Vertical/Horizontal	12
69125 <sup>2,3</sup>	CRN/PS60W/2CCT/BYP/120-277/EX39/STD	42/60	EX39	120-277	4 000/5 000	80	50 000	9 300	Vertical/Horizontal	12
69127 <sup>2,3</sup>	CRN/PS100W/2CCT/BYP/120-277/EX39/STD	70/100	EX39	120-277	4 000/5 000	80	50 000	15 500	Vertical	6
69128 <sup>2,3</sup>	CRN/PS120W/2CCT/BYP/120-277/EX39/STD	84/120	E39	120-277	3 000/4 000/5 000	80	50 000	18 600	Vertical	6

## Accessories


Order code	Description
69167	Accessory photocell PIR sensor




Lumen values are derived from photometric testing

<sup>1</sup> A safety cable is included with this lamp to secure its installation in the fixture  
Make sure to use this cable when installing the lamp to prevent the lamp from falling down





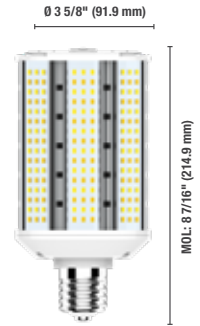
40 W - E26



60 W

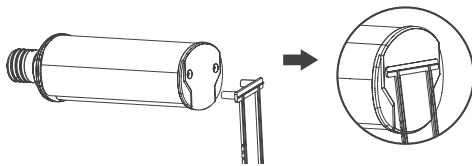


Heat sink designed for optimized heat dissipation

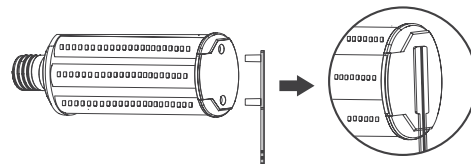


20/30/40 W - E39

Order code	Description	Watts (W)	Base	Volts (VAC)	Color temp. (K)	CRI	Life L70 (hrs)	Lumen output (lm)	Bare lamp lumen (lm)	Operating position	Case qty (master)
<b>180° 100-277 V</b>											
67052 <sup>1</sup>	CRN180/40W/40K/BYP/100-277V/ND/E26/STD	40	E26	100-277	4 000	80	50 000	3 706	6 000	Horizontal	12
67054 <sup>1</sup>	CRN180/60W/40K/BYP/100-277V/ND/E39/STD	60	E39	100-277	4 000	80	50 000	5 658	9 000	Horizontal	12
<b>180° 100-277 V CCT &amp; Power Select</b>											
69130 <sup>1,2,3</sup>	CRN180/PS40W/3CCT/BYP/120-277/E39/STD	20/30/40	E39	100-277	3 000/4 000/5 000	80	50 000	6 400	6 400	Vertical	12



Face down installation



Face out installation

## Traditional Equivalent

LED	CFL	Incandescent	HID
22 W	32 W - 40 W	150 W - 200 W	50 W - 75 W
36 W - 40 W	55 W - 65 W	300 W	100 W - 150 W
54 W - 60 W	85 W - 105 W	500 W	150 W - 200 W
100 W	-	-	200 W - 250 W
120 W	-	-	250 W
150 W	-	-	400 W

## Accessories

Order code	Description
10985	Mogul to Medium socket adaptor
10587	Mogul to Mogul socket extension

Lumen values are derived from photometric testing  
<sup>1</sup> Two lamp support accessories are included with this lamp to reduce weight on the socket and secure its installation in the fixture

damp location   
 enclosed fixture   
 dimmable   
 non dimmable   
 5 yrs warranty   
 c UL us   
 DLC LISTED