

## TRADITIONAL LED CEILING LUMINAIRE

8", 11", 14", 16", 18", 20" & 22"

Install our Traditional LED Ceiling Luminaires and save on energy. With their low-profile white frosted acrylic diffusers, these ceiling luminaires make a perfect solution for commercial and decorative applications. These energy efficient luminaires are easy to install, use less energy than fluorescent lights, last longer and are maintenance free.

### FEATURES AND SPECIFICATIONS

#### • Construction

##### Finishing

- White housing finish
- White frosted lens
- Available sizes for round profiles 8", 11", 14", 16", 18", 20" and 22"
- Available sizes for square profiles 14"

##### Mounting

- Surface mount

#### • Technical specifications

- Phase-cut dimming
- 120 VAC
- 2 700, 3 000 and 4 000 K
- Estimated lifespan of 50 000 hours to L70
- CRI 80+
- Operating temperature:
  - 11" and 14" (Round): -10°C (14°F) to 35°C (95°F)
  - Other sizes and shapes: -20°C (-4°F) to 45°C (113°F)

#### • Compliances

- Energy Star
- cULus
- cETLus
- Meets requirements of ICES-005 for class B products

### OVERVIEW

Light source	LED
Watts (W)	13 - 40
Lumen output (lm)	921 - 3 500
Efficiency (lm/W)	67 - 89
Color temperature (K)	2 700, 3 000, 4 000
CRI	80+



## QUICK SHIP AND TECHNICAL SPECIFICATION TABLE <sup>1</sup>

Order code	Part number	Watts (W)	Volts (VAC)	Color temp. (K) <sup>2</sup>	Lumen output (lm) <sup>3</sup>	Efficiency (lm/W)	CRI	Life L70 (hrs) <sup>4</sup>	Finish	Dimming (Yes/No)	Power factor	THD (%)	Case qty (master)
<b>8" Round</b>													
68019	CLWH8-R13W-A/30K	13	120	3 000	921	71	80	50 000	White	Yes	>0.90	<20	12
<b>11" Round</b>													
66710	CL11/S2/15W/27K/RND/WH/STD	15	120	2 700	1 050	70	80	50 000	White	Yes	>0.90	<20	4
<b>14" Round</b>													
66713	CL14/S2/25W/27K/RND/WH/STD	25	120	2 700	1 750	70	80	50 000	White	Yes	>0.90	<20	4
68048	CLWH14-R26W-A/30K	26	120	3 000	1 820	70	80	50 000	White	Yes	0.90	<20	5
68049	CLWH14-R26W-A/40K	26	120	4 000	1 820	70	80	50 000	White	Yes	0.90	<20	5
<b>14" Square</b>													
63304	LED/CL14/25W/30K/FM/SQR/STD	25	120	3 000	1 800	72	80	50 000	White	Yes	0.95	<20	4
<b>16" Round</b>													
65665	LED/CL16/26W/30K/FM/RND/STD	26	120	3 000	2 200	85	80	50 000	White	Yes	>0.90	<20	4
65666	LED/CL16/26W/40K/FM/RND/STD	26	120	4 000	2 310	89	80	50 000	White	Yes	>0.90	<20	4
<b>18" Round</b>													
65668	LED/CL18/32W/40K/FM/RND/STD	32	120	4 000	2 800	88	80	50 000	White	Yes	>0.90	<20	4
<b>20" Round</b>													
65661	LED/CL20/37W/30K/FM/RND/STD	37	120	3 000	3 000	81	80	50 000	White	Yes	>0.90	<20	2
65662	LED/CL20/37W/40K/FM/RND/STD	37	120	4 000	3 150	85	80	50 000	White	Yes	>0.90	<20	2
<b>22" Round</b>													
65664	LED/CL22/40W/40K/FM/RND/STD	40	120	4 000	3 500	88	80	50 000	White	Yes	>0.90	<20	2

<sup>1</sup> **QUICK SHIP:** Product availability is subject to change without notice. Please contact your Stanpro customer service representative to confirm inventory levels at time of order.

<sup>2</sup> Typical color temperature range: +/- 5 %.

<sup>3</sup> Lumen values are derived from Energy Star reported data.

<sup>4</sup> Life hours are derived from IESNA LM-80-08 testing report and projected per IESNA TM-21-11 extrapolations.

### COMPATIBLE DIMMERS<sup>1</sup>

Brand	Model number
Leviton	IPL06, 6683, 6674
Lutron	MACL-153MR-WH, S-600PR-WH, S2-L, TGCL-153PH-WH

### COMPATIBLE DIMMERS<sup>1</sup>

Brand	Model number	Order code
<b>8"</b>		
LEVITON	IPL06, 6672, 6674, DLS06-1LZ	68019
LUTRON	TGCL-153P, MACL-153M, CTCL-153P, PD-6WCL	68019
<b>14"</b>		
LEVITON	6672-1LW	68048, 68049
LUTRON	MACL-153MR-WH, SCL-153P-WH, PD-6WCL-WH, CTCL-153P-WH, MSCL-OP153M-WH, DVCL-153P-WH	68048, 68049

<sup>1</sup> Flickering might occur between 0-25% on low intensity setting.

**Note:** The above table shows dimmers that have been tested and have demonstrated proper operation under normal conditions. Each installation being unique, various factors such as load, common neutrals or other electrical products on the circuit can, in certain instances, cause variance in system performance. Read and comply to the dimmer installation instructions. Consult dimming system manufacturer for additional support in operation. Stanpro recommends to use dimmers designed to work with LED products. Older dimmers designed for incandescent products may cause erratic operation. Some dimmers may require more than one product for stable operation. The maximum number of products is determined by the dimmer wattage rating with LEDs. Be careful, these dimmers have different ratings depending on the product type. Again, refer to the dimmer installation instructions.

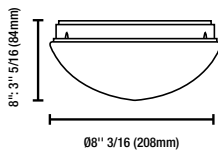
Data is based upon tests performed in a controlled environment. Actual performance can vary depending on operating conditions. All products are subject to change or may be discontinued any time without notice.

**ACCESSORIES (order seperately)**

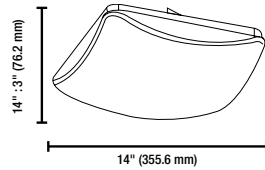
Order code	Part number	Type	Shape	Finish / color	Compatible with	Case qty (master)
64878	LED/CL14/LENS/RND/STD	Lens for 14" traditional ceiling lights	Round	White	66713, 66714, 66715,	36
64879	LED/CL14/LENS/SQR/STD	Lens for 14" traditional ceiling lights	Square	White	63304	32
68387	LEN-CLWH14-RND	Lens for 14" traditional ceiling lights	Round	White	68048, 68049	5

**DIMENSIONS**

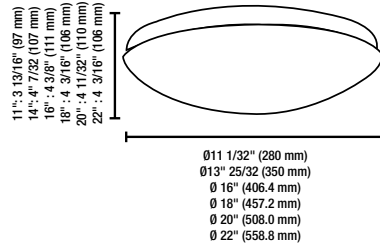
**Round**



**Square**



**Round**

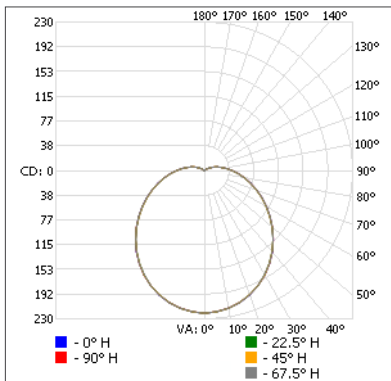


Data is based upon tests performed in a controlled environment. Actual performance can vary depending on operating conditions. All products are subject to change or may be discontinued any time without notice.

**PHOTOMETRIC DATA<sup>1</sup>**

**68019 • CLWH8-R13W-A/30K • 818.7 lm**

**Polar candela distribution**



**Zonal lumen summary**

Zone	Lumens	% Fixture
0-30	171.0	20.9
0-40	280.9	34.3
0-60	508.2	62.1
60-90	232.6	28.4
70-100	174.2	21.3
90-120	73.2	8.2
0-90	740.8	90.5
90-180	77.9	9.5
0-180	818.7	100

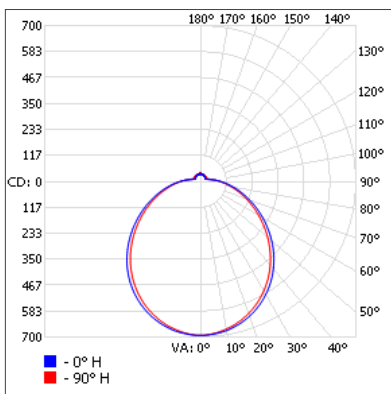
**Illuminance at a distance**

Center beam fc		Beam width	
1.7'	76.5	5.9'	5.9'
3.3'	20.3	11.5'	11.5'
5.0'	8.85	17.4'	17.4'
6.7'	4.93	23.4'	23.4'
8.3'	3.21	28.9'	28.9'
10.0'	2.21	34.9'	34.9'

■ Vert. spread: 120.3°  
■ Horiz. spread: 120.3°

**68048 • LED/CL14/26W/30K/WH/RND/STD • 2 372.5 lm**

**Polar candela distribution**



**Zonal lumen summary**

Zone	Lumens	% Fixture
0-30	533.2	22.5
0-40	871.8	36.7
0-60	1 544.7	65.1
60-90	585.9	24.7
70-100	396.2	16.7
90-120	145.2	6.1
0-90	2 130.5	89.8
90-180	242.0	10.2
0-180	2 372.5	100

**Illuminance at a distance**

Center beam fc		Beam width	
1.7'	240	5.3'	4.9'
3.3'	63.6	10.4'	9.5'
5.0'	27.7	15.7'	14.4'
6.7'	15.4	21.1'	19.3'
8.3'	10.0	26.1'	23.9'
10.0'	6.92	31.5'	28.8'

■ Vert. spread: 115.1°  
■ Horiz. spread: 110.5°

<sup>1</sup> Complete IES files available on our website.

Data is based upon tests performed in a controlled environment. Actual performance can vary depending on operating conditions. All products are subject to change or may be discontinued any time without notice.