

## DOUBLE RING LED CEILING LUMINAIRE 12", 14" & 16"

The series of LED ceiling-mount luminaires, with their low-profile white frosted acrylic diffusers, make a perfect solution for commercial and decorative applications. The line of LED ceiling mount luminaire with double ring are available in 12", 14" and 16". Offered in 3000 and 4000 K, they are perfect to give an attractive modern look. ENERGY STAR approved and fully dimmable, they can be mounted on wall or ceiling.

### FEATURES AND SPECIFICATIONS

#### • Construction

##### Finishing

- Finishes available in Black, Brushed Nickel and Chrome
- White Frosted Lens
- Available sizes for round profiles 12", 14", 16"

#### • Technical specifications

- TRIAC dimmers / Forward phase
- 120 VAC
- Color temperature 3 000 and 4 000 K
- Estimated lifespan of 50 000 hours to L70
- CRI >80
- Damp location

#### • Compliances

- Energy Star
- cETLus
- Meets requirements of ICES 005 for Class B products

### OVERVIEW

Light source	LED
Watts (W)	20 - 26
Lumen output (lm)	1 400 - 1 820
Efficiency (lm/W)	70
Color temperature (K)	3 000 - 4 000
CRI	80+



**quick  
ship**



**LED  
fixture**



**dimmable  
fixture**



**damp  
location**



**ICES  
005**



**QUICK SHIP AND TECHNICAL SPECIFICATION TABLE**  <sup>1</sup>

Order code	Part number	Watts (W)	Volts (VAC)	Color temp. (K) <sup>2</sup>	Lumen output (lm) <sup>3</sup>	Efficiency (lm/W)	CRI	Life L70 (hrs) <sup>4</sup>	Tested hours LM-80 (hrs) <sup>4</sup>	Finish	Dimming (Yes/No)	Power factor	Case qty (master)
<b>12" Round</b>													
68058	DRBK12-R20W-A/30K	20	120	3 000	1 400	70	80	50 000	9 000	Black	Yes	0.9	4
68061	DRBN12-R20W-A/30K	20	120	3 000	1 400	70	80	50 000	9 000	Brushed nickel	Yes	0.9	4
68067	DRCH12-R20W-A/30K	20	120	3 000	1 400	70	80	50 000	9 000	Chrome	Yes	0.9	4
<b>14" Round</b>													
68059	DRBK14-R26W-A/30K	26	120	3 000	1 820	70	80	50 000	9 000	Black	Yes	0.9	4
68063	DRBN14-R26W-A/30K	26	120	3 000	1 820	70	80	50 000	9 000	Brushed nickel	Yes	0.9	4
68064	DRBN14-R26W-A/40K	26	120	4 000	1 820	70	80	50 000	9 000	Brushed nickel	Yes	0.9	4
68068	DRCH14-R26W-A/30K	26	120	3 000	1 820	70	80	50 000	9 000	Chrome	Yes	0.9	4
<b>16" Round</b>													
68060	DRBK16-R26W-A/30K	26	120	3 000	1 820	70	80	50 000	9 000	Black	Yes	0.9	4
68065	DRBN16-R26W-A/30K	26	120	3 000	1 820	70	80	50 000	9 000	Brushed nickel	Yes	0.9	4
68069	DRCH16-R26W-A/30K	26	120	3 000	1 820	70	80	50 000	9 000	Chrome	Yes	0.9	4

<sup>1</sup> **QUICK SHIP:** Product availability is subject to change without notice. Please contact your Stanpro customer service representative to confirm inventory levels at time of order.

<sup>2</sup> Typical color temperature range: +/- 5 %.

<sup>3</sup> Lumen values are derived from Energy Star reported data.

<sup>4</sup> Life hours are derived from IESNA LM-80-08 testing report and projected per IESNA TM-21-11 extrapolations.

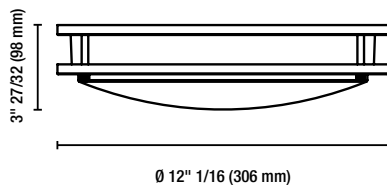
**COMPATIBLE DIMMERS**

Brand	Model number
LEVITON	6672-1LW
LUTRON	MACL-153MR-WH,SCL-153P-WH, PD-6WCL-WH, CTCL-153P-WH, MSCL-OP153M-WH,DVCL-153P-WH

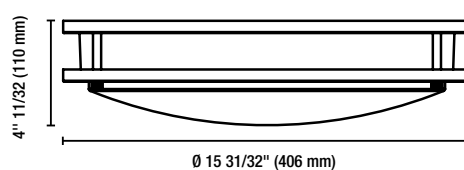
NOTE: The above table shows dimmers that have been tested and have demonstrated proper operation under normal conditions. Each installation being unique, various factors such as load, common neutrals or other electrical products on the circuit can, in certain instances, cause variance in system performance. Read and comply to the dimmer installation instructions. Consult dimming system manufacturer for additional support in operation. Standard recommends to use dimmers designed to work with LED products. Older dimmers designed for incandescent products may cause erratic operation. Some dimmers may require more than one product for stable operation. The maximum number of products is determined by the dimmer wattage rating with LEDs. Be careful, these dimmers have different ratings depending on the product type. Again, refer to the dimmer installation instructions.

**DIMENSIONS**

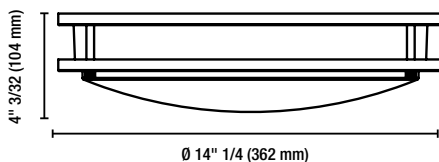
**12" Round**



**16" Round**



**14" Round**




Data is based upon tests performed in a controlled environment. Actual performance can vary depending on operating conditions. All products are subject to change or may be discontinued any time without notice.

**PHOTOMETRIC DATA<sup>1</sup>**

68061 • DRXX12-R20W-A/30K • 1 332.2 lm

**Polar candela distribution**



**Zonal lumen summary**

Zone	Lumens	% Fixture
0-30	316.4	23.8
0-40	522.0	39.2
0-60	945.7	71
60-90	386.5	29
0-90	1 332.2	100

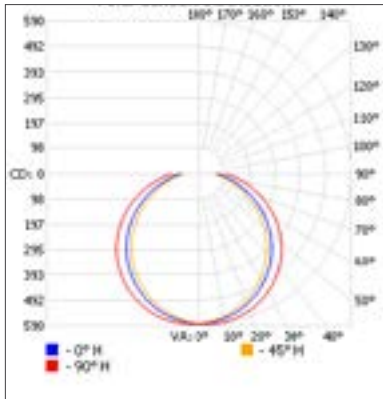
**Illuminance at a distance**

Center beam fc		Beam width	
1.7'	140	5.6'	6.4'
3.3'	37.1	11.0'	12.5'
5.0'	16.2	16.6'	18.9'
6.7'	9.01	22.2'	25.3'
8.3'	5.87	27.6'	31.4'
10.0'	4.04	33.2'	37.8'

■ Vert. spread: 117.9°  
■ Horiz. spread: 124.3°

68063 • DRXX14-R26W-A/30K • 1 833.6 lm

**Polar candela distribution**



**Zonal lumen summary**

Zone	Lumens	% Fixture
0-30	450.2	24.6
0-40	739.8	40.3
0-60	1 328.9	72.5
60-90	504.7	27.5
0-90	1 833.6	100

**Illuminance at a distance**

Center beam fc		Beam width	
1.7'	201	5.4'	7.4'
3.3'	53.3	10.4'	14.4'
5.0'	23.2	15.7'	21.9'
6.7'	12.9	21.1'	29.3'
8.3'	8.42	26.1'	36.3'
10.0'	5.80	31.5'	43.7'

■ Vert. spread: 115.1°  
■ Horiz. spread: 130.9°

<sup>1</sup> Complete IES files available on our website.

Data is based upon tests performed in a controlled environment. Actual performance can vary depending on operating conditions. All products are subject to change or may be discontinued any time without notice.