

## FLUO LED

### LED UNDERCABINET LUMINAIRE

#### Slim Bar

The LED FLUO is designed for 120 V applications and is easy and quick to install as no driver is required. With its seamless look, the LED FLUO is the ideal replacement for traditional fluorescent undercabinet or task lighting for either residential and commercial applications.

#### FEATURES AND SPECIFICATIONS

##### • Construction

###### Physical Characteristics

- White aluminum housing
- Frosted lens
- 6 different lengths available: 9", 12", 24", 36", 48", 60"
- ON/OFF switch directly on each LED FLUO bar

###### Mounting

- Surface
- Up to 300 W can be daisy chained
- For an installation without interruption, use the included end to end connector

##### • Performance Data

- Available in both 3 000 and 4 000 K single color temperatures
- 90 CRI for true color accuracy
- Electrical Ratings: 120 V
- The 120 V power cord and the hardwire box can be used to make connections to the main power
- Estimated life of 50 000 hours to L70 for 9"
- Estimated life of 35 000 hours to L70 for 12", 24", 36", 48" and 60"
- Phase cut (ELV / Triac) dimming standard
- Operating temperature range : -20°C to 40°C (-4°F to 104°F)

##### • Compliances

- cETLus listed for damp location
- Energy Star
- Meets requirements of ICES-005 issue 5 class B for usage in residential applications



#### OVERVIEW

Light source	LED
Watts (W)	3 - 25
Lumen output (lm)	235 - 1 740
Efficiency (lm/W)	70 - 78
Color temperature (K)	3 000, 4 000
CRI	90



quick  
ship



LED  
fixture



dimmable



damp  
location



ICES  
005



**QUICK SHIP AND TECHNICAL SPECIFICATION TABLE**  <sup>1</sup>

Order Code	Part number	Watts (W)	Volts (VCA)	Color Temp. (K) <sup>2</sup>	Lumen Output (lm) <sup>3</sup>	Efficacy (lm/W)	CRI	Life L70 (hrs) <sup>4</sup>	Beam Angle (°)	Housing finish	Lens finish	Dimmable (Yes/No)	Power Factor	THD (%)	Case qty (master)
<b>9"</b>															
68478	UCFL/9IN/120V/3W/30K/FR/WH	3	120	3 000	235	78	90	50 000	120	White	Frosted	Yes	>0.90	<15	20
68479	UCFL/9IN/120V/3W/40K/FR/WH	3	120	4 000	235	78	90	50 000	120	White	Frosted	Yes	>0.90	<15	20
<b>12"</b>															
67251	UCFL/12IN/120V/5W/30K/FR/WH/STD	5	120	3 000	360	72	90	35 000	120	White	Frosted	Yes	0.95	<15	20
67252	UCFL/12IN/120V/5W/40K/FR/WH/STD	5	120	4 000	360	72	90	35 000	120	White	Frosted	Yes	0.95	<15	20
<b>24"</b>															
67253	UCFL/24IN/120V/10W/30K/FR/WH/STD	10	120	3 000	730	73	90	35 000	120	White	Frosted	Yes	0.95	<15	20
67254	UCFL/24IN/120V/10W/40K/FR/WH/STD	10	120	4 000	730	73	90	35 000	120	White	Frosted	Yes	0.95	<15	20
<b>36"</b>															
67255	UCFL/36IN/120V/15W/30K/FR/WH/STD	15	120	3 000	1 050	70	90	35 000	120	White	Frosted	Yes	0.95	<15	20
67256	UCFL/36IN/120V/15W/40K/FR/WH/STD	15	120	4 000	1 050	70	90	35 000	120	White	Frosted	Yes	0.95	<15	20
<b>48"</b>															
67257	UCFL/48IN/120V/20W/30K/FR/WH/STD	20	120	3 000	1 450	73	90	35 000	120	White	Frosted	Yes	0.95	<15	20
67258	UCFL/48IN/120V/20W/40K/FR/WH/STD	20	120	4 000	1 450	73	90	35 000	120	White	Frosted	Yes	0.95	<15	20
<b>60"</b>															
67259	UCFL/60IN/120V/25W/30K/FR/WH/STD	25	120	3 000	1 740	70	90	35 000	120	White	Frosted	Yes	0.95	<15	20
67260	UCFL/60IN/120V/25W/40K/FR/WH/STD	25	120	4 000	1 740	70	90	35 000	120	White	Frosted	Yes	0.95	<15	20

<sup>1</sup> **QUICK SHIP:** Product availability is subject to change without notice. Please contact your Stanpro customer service representative to confirm inventory levels at time of order.

<sup>2</sup> Typical color temperature range: +/- 5 %.

<sup>3</sup> Lumen values are derived from Energy Star reported data.

<sup>4</sup> Life hours are derived from IESNA LM-80-08 testing report and projected per IESNA TM-21-11 extrapolations.

**ACCESSORIES (order separately)**

Order code	Part number	Type	Case qty (master)
67787	UC/HARDWIREBOX/120V/STD	Hardwire Box	50
67202	UCS/PLUG/120V/STD	120 V Power Cord Plug	100
67203	UCS/JUMPER/6IN/STD	6" Jumper	500
67204	UCS/JUMPER/24IN/STD	24" Jumper	250
67205	UCS/JUMPER/36IN/STD	36" Jumper	100


**COMPATIBLE DIMMERS**

Brand	Model number
LEGRAND	PD-5NE, RH703PTUTC
LUTRON	PD-6WCL, DVCL-153P, CTCL-153P, DVCL-253P, AYCL-253P, DVRP-253P-WH, SELV-300P, MACL-153P
COOPER	RRD-6NA-WH, AAL06, SCL03P
LEVITON	6615, IPL06, 6674, DSL06-1LZ, DSM10-1LZ, IPE04-1LZ, DDMX1

Note: The table shows dimmers that have been tested and have demonstrated proper operation under normal conditions. Each installation being unique, various factors such as load, common neutrals or other electrical products on the circuit can, in certain instances, cause variance in system performance. Read and comply to the dimmer installation instructions. Consult dimming system manufacturer for additional support in operation. Stanpro recommends to use dimmers designed to work with led products. Older dimmers designed for incandescent products may cause erratic operation. Some dimmers may require more than one product for stable operation. The maximum number of products is determined by the dimmer wattage rating with leds. Be careful, these dimmers have different ratings depending on the product type. Again, refer to the dimmer installation instructions.

**DIMENSIONS**

Dimension	A	Net weight (lbs)
9"	228.50 mm	0.35
12"	305 mm	0.47
24"	610 mm	0.94
36"	915 mm	1.41
48"	1 220 mm	1.87
60"	1 524 mm	2.34

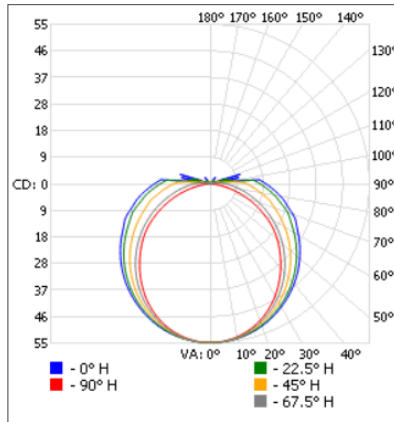


Data is based upon tests performed in a controlled environment. Actual performance can vary depending on operating conditions. All products are subject to change or may be discontinued any time without notice.

**PHOTOMETRIC DATA<sup>1</sup>**

68478 • UCFL/9IN/120V/3W/30K/FR/WH • 204.1 lm

**Polar candela distribution**



**Zonal lumen summary**

Zone	Lumens	% Fixture
0-30	42.9	21
0-40	70.8	34.7
0-60	130.0	63.7
60-90	61.1	29.9
70-100	43.7	21.4
90-120	11.5	5.6
0-90	191.1	93.6
90-180	13.0	6.4
0-180	204.1	100

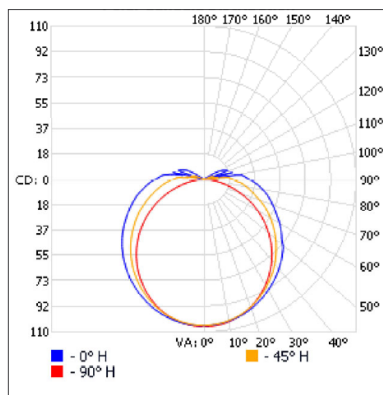
**Illuminance at a distance**

Center beam fc		Beam width	
1.7'	19.0	12.4'	4.7'
3.3'	5.03	24.2'	9.1'
5.0'	2.19	36.6'	13.8'
6.7'	1.22	49.0'	18.5'
8.3'	0.80	60.8'	22.9'
10.0'	0.55	73.2'	27.5'

Vert. spread: 149.4°  
Horiz. spread: 108.0°

67251 • UCFL/12IN/120V/5W/30K/FR/WH/STD • 394 lm

**Polar candela distribution**



**Zonal lumen summary**

Zone	Lumens	% Fixture
0-30	82.5	20.9
0-40	136.3	34.6
0-60	249.5	63.3
60-90	113.4	28.8
70-100	81.0	20.6
90-120	28.6	7.3
0-90	362.8	92.1
90-180	31.2	7.9
0-180	394.0	100

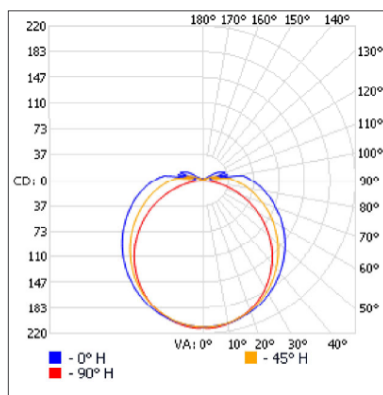
**Illuminance at a distance**

Center beam fc		Beam width	
1.7'	36.5	9.9'	4.9'
3.3'	9.68	19.3'	9.4'
5.0'	4.21	29.2'	14.3'
6.7'	2.35	39.1'	19.1'
8.3'	1.53	48.4'	23.7'
10.0'	1.05	58.3'	28.5'

Vert. spread: 142.2°  
Horiz. spread: 110.0°

67253 • UCFL/24IN/120V/10W/30K/FR/WH/STD • 805.2 lm

**Polar candela distribution**



**Zonal lumen summary**

Zone	Lumens	% Fixture
0-30	165.8	20.6
0-40	274.1	34
0-60	503.0	62.5
60-90	231.8	28.8
70-100	167.0	20.7
90-120	62.4	7.8
0-90	734.8	91.3
90-180	70.4	8.7
0-180	805.2	100

**Illuminance at a distance**

Center beam fc		Beam width	
1.7'	72.9	10.4'	4.9'
3.3'	19.4	20.1'	9.6'
5.0'	8.43	30.5'	14.5'
6.7'	4.70	40.9'	19.4'
8.3'	3.06	50.6'	24.0'
10.0'	2.11	61.0'	29.0'

Vert. spread: 143.7°  
Horiz. spread: 110.8°

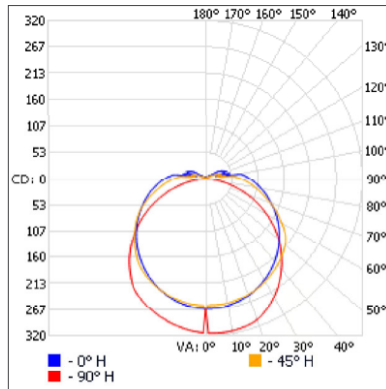
<sup>1</sup> Complete IES files available on our website.

Data is based upon tests performed in a controlled environment. Actual performance can vary depending on operating conditions. All products are subject to change or may be discontinued any time without notice.

PHOTOMETRIC DATA<sup>1</sup> (cont'd)

67255 • UCFL/36IN/120V/15W/30K/FR/WH/STD • 1 133.1 lm

Polar candela distribution



Zonal lumen summary

Zone	Lumens	% Fixture
0-30	221.6	19.6
0-40	371.8	32.8
0-60	698.5	61.6
60-90	329.6	29.1
70-100	235.8	20.8
90-120	90.6	8
0-90	1 028.1	90.7
90-180	105.1	9.3
0-180	1 133.1	100

Illuminance at a distance

Center beam fc	Beam width
1.7'	91.6
3.3'	240.3
5.0'	10.6
6.7'	5.90
8.3'	3.84
10.0'	2.65

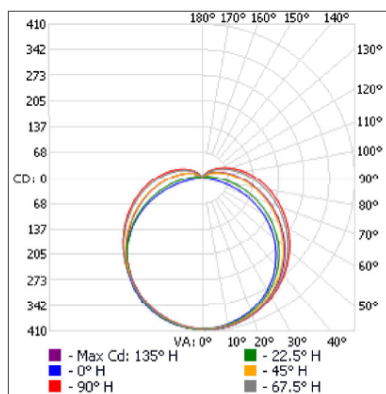
  

Beam width	Beam width
6.6'	5.3'
12.8'	10.3'
19.4'	15.6'
25.9'	20.9'
32.1'	25.9'
38.7'	31.2'

Vert. spread: 125.4°  
Horiz. spread: 114.7°

67257 • UCFL/48IN/120V/20W/30K/FR/WH/STD • 1 645.1 lm

Polar candela distribution



Zonal lumen summary

Zone	Lumens	% Fixture
0-30	319.9	19.4
0-40	531.6	32.3
0-60	985.7	59.9
60-90	463.5	28.2
70-100	342.4	20.8
90-120	159.7	9.7
0-90	1 449.2	88.1
90-180	195.9	11.9
0-180	1 645.1	100

Illuminance at a distance

Center beam fc	Beam width
1.7'	140
3.3'	37.2
5.0'	16.2
6.7'	9.02
8.3'	5.8
10.0'	4.05

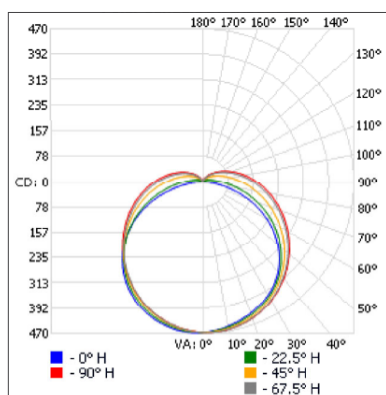
  

Beam width	Beam width
5.6'	10.5'
10.8'	20.3'
16.4'	30.8'
22.0'	41.2'
27.3'	51.1'
32.9'	61.5'

Vert. spread: 117.4°  
Horiz. spread: 144.0°

67259 • UCFL/60IN/120V/25W/30K/FR/WH/STD • 1 952.3 lm

Polar candela distribution



Zonal lumen summary

Zone	Lumens	% Fixture
0-30	369.9	18.9
0-40	617.3	31.6
0-60	1 155.4	59.2
60-90	558.5	28.6
70-100	414.1	21.2
90-120	193.9	9.9
0-90	1 713.9	87.8
90-180	238.4	12.2
0-180	1 952.3	100

Illuminance at a distance

Center beam fc	Beam width
1.7'	162
3.3'	42.9
5.0'	18.7
6.7'	10.4
8.3'	6.78
10.0'	4.67

Beam width	Beam width
6.0'	10.7'
11.7'	20.7'
17.7'	31.4'
23.7'	42.0'
29.3'	52.1'
35.4'	62.8'

Vert. spread: 121.0°  
Horiz. spread: 144.6°

<sup>1</sup> Complete IES files available on our website.

Data is based upon tests performed in a controlled environment. Actual performance can vary depending on operating conditions. All products are subject to change or may be discontinued any time without notice.