

VX4

HAZARDOUS LOCATION LINEAR FLUORESCENT

2 & 3 Lamps

The VX4 sealed 4' linear luminaire is designed for use in hazardous locations when gases and liquids may be present. Acetylene, hydrogen, ether, hydrocarbons, fuels, solvents etc. that are not normally present in an explosive concentration (but may accidentally exist).

FEATURES AND SPECIFICATIONS

• Construction

Ballast

- T5 & T5HO: Our fixtures come standard with electronic program start ballasts.¹
- T8: Our fixtures come standard with electronic instant start ballasts (not intended for use with occupancy sensors).¹

Housing

- The housing is constructed from a one piece reinforced fiberglass, a closed cell, high temperature poured in place gasket and polycarbonate latches seal the enclosure from most hostile environments
- All fixtures are designed for a 25°C ambient environment. For 40°C high ambient temperatures, choose the HT option
- Very tough diffusers resist breakage and reduce replacement and maintenance costs
- Optically clear lens for energy efficiency
- Stainless steel latches are available

Mounting

Ceiling mounting brackets and mounting bail brackets for suspended mount included.

Connectors

Class I, Division II connectors supplied by others.

• Compliances

- Class I - Division II, Groups A, B, C and D, T4A ambient 40°C
- Class III - Division I & II, T4A ambient 40°C
- Suitable for damp and wet location
- IP66
- IP67
- 1500 PSI: High pressure hose down test (1.3 gallon per minute for 3 minutes at 1.5-2.0' from the unit) to maintain the integrity of the fixture. No water ingress is allowed
- NSF
- Nema 4X
- CSA certified to C22.2 #250.0,#137



OVERVIEW

Light source	Fluorescent
Watts (W)	28, 32, 54
Lamp type	T5, T5HO, T8

¹Dimming ballasts and other ballast types are optional.



fluorescent
fixture



wet
location



hazardous
location



ORDERING GUIDE

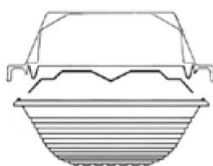
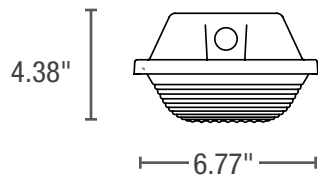
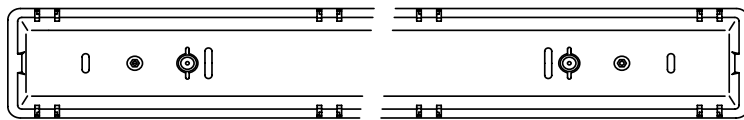

Series	Number of lamps	Lamp type	Watts (W)	Reflector type	Volts (VAC)	Options
VX4	F2 - 2	T8	32 - 32	Blank - White SBR - Spec basic reflector	A - 120	DIM1 ¹ - Dimming ballast 0-10 V DC DIM2 ¹ - Dimming ballast line voltage 120 V PSP ² - Program start parrallel ballast SS - Stainless steel latches LBF - Low ballast factor <0.85 (T8 only) HBF - High ballast factor >1.0 (T8 only) HT ³ - High ambient temperature (40°C)
	F3 - 3	T5	28 - 28		H - 347	
		T5HO	54 - 54		W - 120-277	

¹ Available 120 V only.

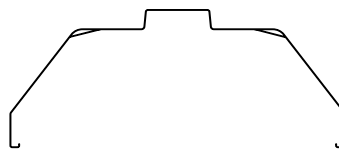
² 2 lamps only

³ Consult factory for availability

DIMENSIONS



SBR REFLECTOR



CEILING MOUNTING BRACKETS



BAIL BRACKETS

Data is based upon tests performed in a controlled environment. Actual performance can vary depending on operating conditions. All products are subject to change or may be discontinued any time without notice.