PROJECT: | DATE:

DISTRIBUTOR: | CATALOGUE #: | TYPE:

DRAWN BY: | CONTRACTOR: | PO:



L3CBA

LED CENTER BASKET CONTROLS-READY

STANPRO

SPEC SHEET

5 CCT AND 4 POWER SELECTABLE

FEATURES AND SPECIFICATIONS

CONSTRUCTION

Physical Characteristics

- White powder painted steel
- Frosted PMMA lens
- CCT and Power Selectable switches are discreetly placed on the back of the luminaire

Mounting

- Recessed, suspended or surface (see accessories)

PERFORMANCE DATA

- Controls-Ready: Integrated 2.5 mm sensor socket on the end cap of the lens
- Available in 3 000/3 500/4 000/5 000/6 500 K selectable color temperature
- 80+ CRI
- Electrical ratings: 120-347 V
- 0-10 V dimming standard (10%-100%) (Only available when a sensor is not used)
- 1 kV surge protection
- THD: 20%
- Estimated life of over 188 000 hours to L70
- LM-80: 9 000 tested hours
- Operating temperature: -25 °C to 50 °C (-13 °F to 122 °F)

COMPLIANCES

- cULus listed for Canada and USA for damp locations
- DLC Premium
- IC rated for direct contact with insulation
- Meets requirements of ICES-005 issue 5

TECHNICAL DRAWINGS

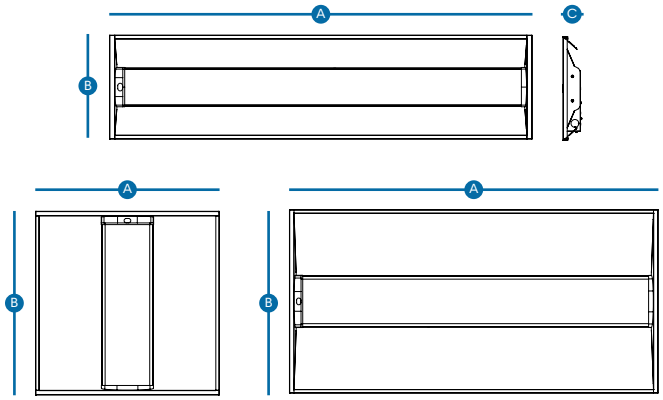

Size	A	B	C	Net Weight (lbs)
1'x4'	47 3/4" (121.30 cm)	11 3/4" (29.80 cm)	2 1/8" (5.40 cm)	6.9
2'x2'	23 3/4" (60.30 cm)	23 3/4" (60.30 cm)	2 1/8" (5.40 cm)	6.5
2'x4'	47 3/8" (121.30 cm)	23 3/4" (60.30 cm)	2 1/8" (5.40 cm)	11.2

5 CCT | POWER SELECTABLE | 5 YEARS WARRANTY | CONTROLS READY | CERTIFIED | DLC LISTED PREMIUM

Not all products are qualified on the DLC QPL. To view our DLC qualified products, please consult the DLC Qualified Products. List at www.designlights.org/search.

V:10-26-2026

Data is based upon tests performed in a controlled environment. Actual performance can vary depending on operating conditions. All products are subject to change or may be discontinued any time without notice. Please contact your Stanpro customer service representative to confirm inventory levels at time of order.

QUICK SHIP AND TECHNICAL SPECIFICATION TABLE

Type	Order Code	Model Number	Lumen Output (lm)[1]	Efficacy (lm/W)	Watts (W)	Color Temp. (K)[2]	Life L70 (hrs)[3]	Power Factor	Master Case QTY[4]	UPC Code
	1'x4'									
	71513	L3CBA-1LPS30P-Q/5C	2 349/2 772/3 800/4 500	145	15/18/25/30	3 000/3 500/4 000/5 000/6 500	188 000	0.90	2	069549039674
	2'x2'									
	71514	L3CBA-2LPS30P-Q/5C	2 385/2 808/3 825/4 500	145	15/18/25/30	3 000/3 500/4 000/5 000/6 500	188 000	0.90	2	069549039681
	2'x4'									
	71515	L3CBA-4LPS41P-Q/5C	3 180/4 368/5 202/6 150	145	20/28/34/41	3 000/3 500/4 000/5 000/6 500	188 000	0.90	2	069549039698

[1] Lumen values are based on 4 000 K default programming. Please refer to the LUMEN SPECIFICATION TABLE for more details on other color temperatures.
[2] Typical color temperature range: +/- 5 %.
[3] Life hours are derived from IESNA LM-80 testing report and projected per IESNA TM-21 extrapolations.
[4] Standard packaging is 2 luminaires per master case without individual box.

DLC UNIQUE ID TABLE

Order Code	Model Number	DLC Premium Unique ID	
		Ambient Luminaires	Low-Bay
71513	L3CBA-1LPS30P-Q/5C	S-VSTSNL	-
71514	L3CBA-2LPS30P-Q/5C	S-B8FVKF	-
71515	L3CBA-4LPS41P-Q/5C	S-3P1WXL	S-PG80XW

LUMEN SPECIFICATION TABLE

Order Code	Model Number	Watts (W)	3 000 K		3 500 K		4 000 K		5 000 K		6 500 K		Default Programming
			Lumen Output (lm)	Efficacy (lm/W)	Lumen Output (lm)	Efficacy (lm/W)	Lumen Output (lm)	Efficacy (lm/W)	Lumen Output (lm)	Efficacy (lm/W)	Lumen Output (lm)	Efficacy (lm/W)	
71513	L3CBA-1LPS30P-Q/5C	15	2 265	151	2 340	156	2 340	156	2 340	156	2 340	156	30 W / 4 000 K
		18	2 682	149	2 772	154	2 772	154	2 772	154	2 772	154	
		25	3 675	147	3 800	152	3 800	152	3 800	152	3 800	152	
		30	4 350	145	4 500	150	4 500	150	4 500	150	4 500	150	
71514	L3CBA-2LPS30P-Q/5C	15	2 310	154	2 385	159	2 385	159	2 385	159	2 385	159	30 W / 4 000 K
		18	2 718	151	2 808	156	2 808	156	2 808	156	2 808	156	
		25	3 700	148	3 825	153	3 825	153	3 825	153	3 825	153	
		30	4 350	145	4 500	150	4 500	150	4 500	150	4 500	150	
71515	L3CBA-4LPS41P-Q/5C	20	3 080	154	3 180	159	3 180	159	3 180	159	3 180	159	41 W / 4 000 K
		28	4 228	151	4 368	156	4 368	156	4 368	156	4 368	156	
		34	5 032	148	5 202	153	5 202	153	5 202	153	5 202	153	
		41	5 945	145	6 150	150	6 150	157	6 150	157	6 150	157	

V:10-26-2026

Data is based upon tests performed in a controlled environment. Actual performance can vary depending on operating conditions. All products are subject to change or may be discontinued any time without notice. Please contact your Stanpro customer service representative to confirm inventory levels at time of order.

ACCESSORIES*

Order Code	Type	Compatible With	Figure
70184	Surface Mount Kit	1'x4'	A
70185	Surface Mount Kit	2'x2'	B
70186	Surface Mount Kit	2'x4'	C
63490	Drywall Kit	1'x4'	D
67164	Drywall Kit	2'x2'	E
63491	Drywall Kit	2'x4'	F
68458	Suspension Kit	All	G
71446	Plug-In External PIR Motion Sensor	All	H
71447	Plug-In External Microwave Motion Sensor	All	I
69080	Remote Control for Motion Sensor[1]	71446 & 71447	J

* Order separately.
[1] The remote control is required to modify sensor programming. A single remote control can be used to program multiple sensors.


A


B


C


D


E


F


G


H


I


J

SMART ACCESSORIES* G

Order Code	Type	Compatible With	Figure
71436	Genio Bluetooth® Mesh Plug-In External PIR Motion Sensor	All	A

* Order separately.


A

V:10-26-2026

Data is based upon tests performed in a controlled environment. Actual performance can vary depending on operating conditions. All products are subject to change or may be discontinued any time without notice. Please contact your Stanpro customer service representative to confirm inventory levels at time of order.

SENSOR PROGRAMMING AND SETTINGS OPTIONS (FOR 71446 & 71447 ONLY)

NOTE: A remote control (sold separately - order code: 69080) is required to modify sensor programming. A single remote control can be used to program multiple sensors.

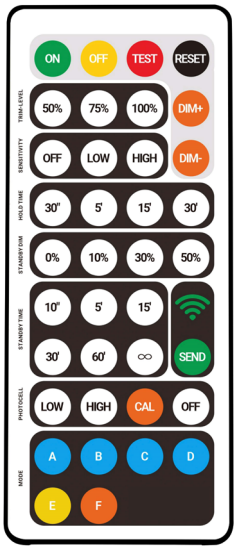

Button	Function	Details
ON	ON	Turns ON the luminaire.
OFF	OFF	Turns OFF the luminaire.
TEST	Test	To test for the proper functioning of the sensor. TEST Mode will last 5 minutes and then return to previous settings. **Test Mode Settings: Hold Time = 2 sec. / Standby Dimming Level = 50 % / Standby Time = 2 sec.**
RESET	Reset	Resets the sensor to the following settings: **Trim-Level = 100 % / Sensivity = HIGH / Hold Time = 5 min. / Standby Dimming Level = 30 % / Standby Time = 60 min. / Photocell = OFF**
DIM+ DIM-	Dim +/-	Manually dim the light output of the luminaire up or down. For smooth and continuous dimming, hold down either button.
50% 75% 100%	Trim-Level	Set the luminaire's maximum level of light output. **Options: 50 % / 75 % / 100 %**
OFF LOW HIGH	Sensitivity	The defined level of sensitivity for the sensor to detect motion (Detection Area). Note: **"OFF"** = Motion sensing function of the sensor is disabled. **Options: OFF / LOW (50 %) / HIGH (100 %)**
30" 5' 15' 30'	Hold Time	The time period in which the luminaire remains at 100% illumination after no motion is detected. **Options: 30 sec. / 5 min. / 15 min. / 30 min.**
0% 10% 30% 50%	Standby Dimming Level	The level of dimmed low light output after the HOLD TIME in the long absence of motion. Note: **"0 %"** = ON/OFF control. **Options: 0 % / 10 % / 30 % / 50 %**
10" 5' 15' 30' 60' ∞	Standby Time	The time period the luminaire remains at a low light output level before it completely turns off, in the long absence of motion. When set to **"∞"** mode, the low light is maintained until motion is detected (Bi-Level). Note: **"∞"** = Bi-Level Dimming control, the luminaire never turns off. **Options: 10 sec. / 5 min. / 15 min. / 30 min. / 60 min. / ∞**
LOW HIGH CAL OFF	Photocell	The Photocell will turn the luminaire ON or OFF, depending on the ambient light levels. When set to **"OFF"** mode, the Photocell is disabled. Note: **"CAL"** = The Photocell will measure the current ambient light level and program it to be the light level in which the luminaire is turned ON. **Options: LOW / HIGH / CAL / OFF (Disable)**
A B C D	Mode	Four (4) programmable modes in which to save settings.
E		**Manual Mode:** Allows for visual adjustment to choose the desired dimming level.
F		**Daylight Harvesting Mode:** Allows for continuous dimming to maintain target light level (71446 only).
SEND	Send	Send settings to the sensor.

PLUG-IN EXTERNAL PIR MOTION SENSOR (71446)

SENSOR DEFAULT PROGRAMMING

Trim-Level	100%
Sensitivity	High
Hold Time	5 min.
Standby Dimming Level	30%
Standby Time	60 min.
Photocell	OFF

SENSOR MOUNTING AND DETECTION PATTERN

Mounting Height	15 ft (4.5 m) max.
Detection Range	32 ft (9.75 m) max.

SENSOR DETECTION COVERAGE

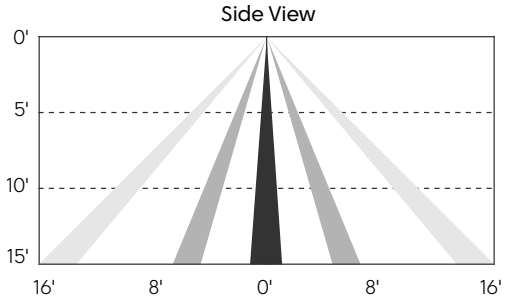

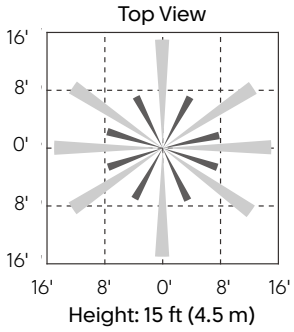

V:10-26-2026

Data is based upon tests performed in a controlled environment. Actual performance can vary depending on operating conditions. All products are subject to change or may be discontinued any time without notice. Please contact your Stanpro customer service representative to confirm inventory levels at time of order.

PLUG-IN EXTERNAL MICROWAVE MOTION SENSOR (71447)

SENSOR DEFAULT PROGRAMMING

Trim-Level	100%
Sensitivity	High
Hold Time	5 min.
Standby Dimming Level	30%
Standby Time	60 min.
Photocell	OFF

SENSOR MOUNTING AND DETECTION PATTERN

Mounting Height	20 ft (6 m) max.
Detection Range	40 ft (12.19 m) max.

SENSOR DETECTION COVERAGE

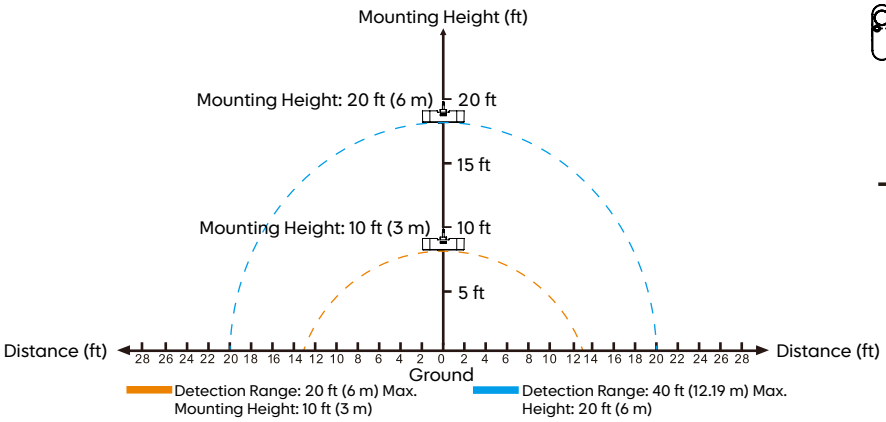

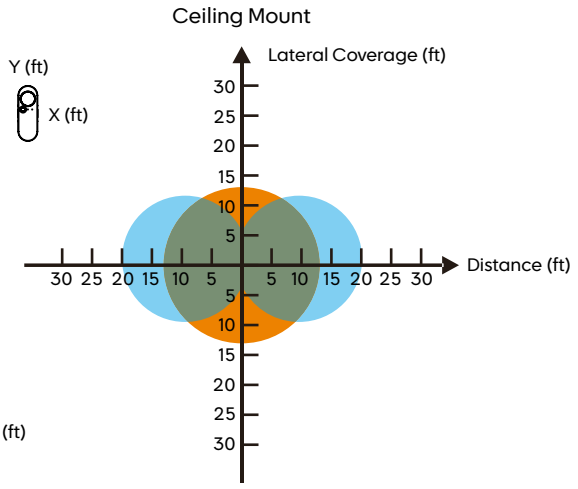

GENIO BLUETOOTH® MESH PLUG-IN EXTERNAL PIR MOTION SENSOR (71436)

SENSOR SETTING OPTIONS[1]

Parameter	Settings Options
1st Time Delay	1 min. - 59 min., ∞
2nd Time Delay	1 min. - 59 min., ∞
Dim Level	1% - 100%

[1]For detailed sensor programming and settings information, please refer to the Genio App Instruction Guide.

SENSOR MOUNTING AND DETECTION PATTERN

Mounting Height	15 ft (4.5 m) max.
Detection Range	32 ft (9.75 m) max.

SENSOR DETECTION COVERAGE

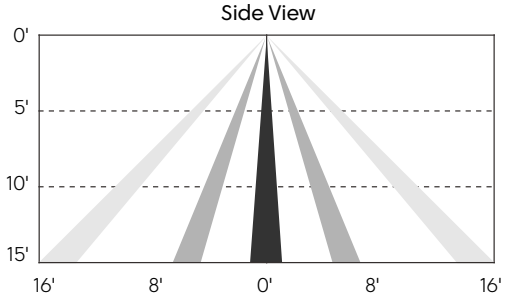

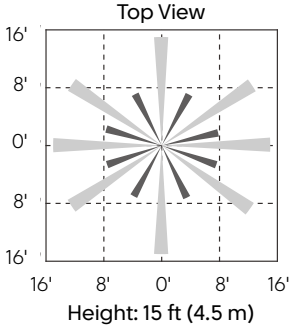

V:10-26-2026

Data is based upon tests performed in a controlled environment. Actual performance can vary depending on operating conditions. All products are subject to change or may be discontinued any time without notice. Please contact your Stanpro customer service representative to confirm inventory levels at time of order.

CONTROLS-READY SENSOR SOCKET



With Sensor Socket Cover Installed
(Standard)



With Sensor Installed
(Sold Separately)

V:10-26-2026

Data is based upon tests performed in a controlled environment. Actual performance can vary depending on operating conditions. All products are subject to change or may be discontinued any time without notice. Please contact your Stanpro customer service representative to confirm inventory levels at time of order.