

PROJECT:

DISTRIBUTOR:

DRAWN BY:

CATALOGUE #:

CONTRACTOR:

DATE:

TYPE:

PO:



STANPRO

SPEC SHEET

FEATURES AND SPECIFICATIONS

CIRCUITRY

- 120/347 or 277 V AC, 60 Hz Input
- High efficiency, rapid recovery, precision control charging system
- 6 V DC, 12 V DC or 24 V DC emergency power output versions (as specified)
- Wattage capacities from 18 W to 720 W
- 30 Minutes emergency power duration standard
- Momentary push button test switch
- Diagnostic/pilot LEDs for AC ON and CHARGE
- Fully automatic, current limited charger
- Line latched, low voltage protection
- Solid state design and construction
- Brownout and short circuit protection
- Temperature compensated
- Complete battery recharge in 24 hours
- Maintenance free, sealed lead acid battery
- Optional automatic-testing, self-diagnostic charger board:
 - Continuously monitors the operational status of the battery unit
 - Automatically performs battery and lamp load testing at preset intervals
 - Indicates any component malfunctions or automated test failures

BLUETOOTH CONTROL

- Integrated Bluetooth technology allows for controllable features via the Stanpro Genio App
- Controllable features include:
 - Instantly view and control individual lights and emergency devices
 - Easily group luminaires together and control them as a single unit
 - Schedule functional and discharge tests at a chosen time
 - Generate, view and share reports seamlessly with just a few clicks

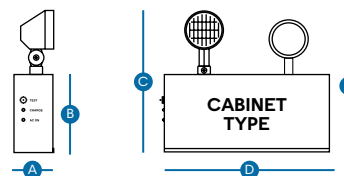
MECHANICAL

- Rugged steel cabinet with ultraguard rust-coating
- 120 V AC line cord supplied standard
- Universal spider knockout pattern and keyhole mounting slots stamped into back of cabinet
- Multiple conduit entry knockouts
- White powder coat finish standard, other finishes and colours optional
- Lamp heads include PAR18/MR16 small style, die cast metal MR16 type, and high output industrial type
- Top head mounting is standard, side mount is optional

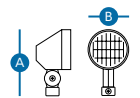
COMPLIANCE

- Certification CSA to C22.2 #141-15
- Meets requirements of ICES-005

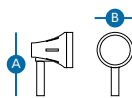
TECHNICAL DRAWINGS



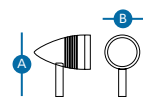
TYPE N - PAR18



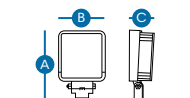
TYPE S - MR16



TYPE M - MR16



TYPE I - INDUSTRIAL



Type	A	B	C	D	E
Cabinet Type 1	2 1/2" (6.43 cm)	4 7/8" (12.45 cm)	9 3/8" (23.88 cm)	12 1/4" (31.12 cm)	8 5/8" (21.97 cm)
Cabinet Type 2	3 1/4" (8.28 cm)	9" (22.86 cm)	13 1/2" (34.29 cm)	10" (25.40 cm)	12 3/4" (32.39 cm)
Cabinet Type 3	4 3/8" (11.21 cm)	10 1/8" (25.72 cm)	14 5/8" (37.15 cm)	13 1/2" (34.29 cm)	13 7/8" (35.24 cm)
Cabinet Type 4	8 1/2" (21.59 cm)	10 1/8" (25.72 cm)	14 5/8" (37.15 cm)	12 7/8" (32.70 cm)	13 7/8" (35.24 cm)
Cabinet Type 5	8 1/2" (21.67 cm)	10 1/8" (25.72 cm)	14 5/8" (37.15 cm)	17 7/8" (45.40 cm)	13 7/8" (35.24 cm)
Type N PAR18	4 1/2" (8.92 cm)	2 5/8" (6.68 cm)	-	2 5/8" (6.68 cm)	2 5/8" (6.68 cm)
Type S MR16	3 3/4" (9.53 cm)	2 1/4" (5.72 cm)	-	2 1/4" (5.72 cm)	2 1/4" (5.72 cm)
Type M MR16	3 3/4" (9.53 cm)	2 1/4" (5.72 cm)	-	2 1/4" (5.72 cm)	2 1/4" (5.72 cm)
Type I Industrial	6 1/2" (16.51 cm)	4 1/4" (10.80 cm)	2 3/8" (5.99 cm)	4 1/4" (10.80 cm)	4 1/4" (10.80 cm)

* Please refer to the product web page to view detailed drawings by size.



ICES
005



TYPICAL SPECIFICATION

Supply and install Stanpro SL (cabinet model A, B, C or D). The unit shall be rated 120 V, 277 V or 347 V, 60 Hz constructed of durable 18 gauge steel and be CSA listed to C22.2 141-15 and be ICES 005 compliant. The unit shall have an output of: __V and __W and come complete with (0), (1) or (2) x __ W LED heads producing (__) lumens each. The charge voltage factory set to ± 1% tolerance. High efficiency, rapid recovery, precision control charging system shall be employed to promote long battery life and reduce the potential for grid corrosion. The charger shall provide a continuous high charge to recharge the battery, when the battery is at full capacity, the charger will shut-off. Periodically the charger shall provide a pulse of energy to keep the battery at full voltage. The pulse charger shall be precisely regulated and shall charge the battery in relation to its temperature, state of charge and input voltage fluctuations. The charger shall be current limited, temperature compensated, short-circuit proof and reverse polarity protected. The unit shall be furnished with an electronic lockout circuit, which will connect the battery when the AC circuit is activated, and an electronic brownout circuit, which will activate the emergency lights when utility power dips below 75% of nominal voltage. A low voltage battery protection circuit shall be provided and will disconnect the load when the battery reaches the end of discharge. The unit shall also feature integrated Bluetooth connectivity for monitoring and configuration of the system, allowing users to view system status and perform diagnostics via a mobile app. The Stanpro battery shall come complete with an auto diagnostic micro-controller board and shall supply the rated load for a minimum of a 1/2 hour to 87.5% of the rated battery voltage. The Stanpro battery unit shall come complete with the Auto Test function. The automated testing performed by the Stanpro auto test system has been designed to comply with all of the requirements of the National Fire Code. Every month a 5 minute discharge and diagnostic test checks the operational status of the unit. Every 12 months, this test is extended to the full 30 minute, code required duration. This ensures that the battery charger is recharging the battery in accordance with code requirements. The unit shall be Stanpro model: _____.

QUICK SHIP AND TECHNICAL SPECIFICATION TABLE

Type	Model Number	DC Volts (V DC)	Watts (W)	Number of Heads	Head	Lamp (W)	Light Source	Input Volts (V AC)	Color
SLA									
	SLA-1L	6	27	2	N	2	LED	120/347	White
	SLA-2L	6	36	2	N	2	LED	120/347	White
	SLA-3L	6	36	2	N	3	LED	120/347	White
	SLA12-2L	12	72	2	N	2.5	LED	120/347	White
	SLA06036-2N09T	6	36	2	N	9	Tungsten	120/347	White
	SLA12036-2N09T	12	36	2	N	9	Tungsten	120/347	White
	SLA12072-2N09T	12	72	2	N	9	Tungsten	120/347	White
SLB									
	SLB06072-2N09T	6	72	2	N	9	Tungsten	120/347	White
	SLB12100-2N09T	12	100	2	N	9	Tungsten	120/347	White
SLC									
	SLC12160-2N09T	12	160	2	N	9	Tungsten	120/347	White
	SLC12200-2N09T	12	200	2	N	9	Tungsten	120/347	White
	SLC12250-2N09T	12	250	2	N	9	Tungsten	120/347	White
	SLC12360-2N09T	12	360	2	N	9	Tungsten	120/347	White

ORDERING GUIDE

Series	Volts (V DC)	Watts	Heads	Lamp Type	Color	Input Voltage (V AC)	Options
SLA SLB SLC	06 6 12 12	See model rating below	0 No Heads 1N One PAR18/MR16 2N Two PAR18/MR16 3N Three PAR18/MR16 1S One MR16 2S Two MR16 3S Three MR16 1M One MR16 2M Two MR16 3M Three MR16 1I One Industrial 2I Two Industrial	See lamp list below	WH White (standard) BK Black GY Grey	Blank 120/347 E 277	A, ACTB, AT, AUD¹, AUE, BD, CPS², DCTB, FD6, K5³, LD, OBM, RFS, TD, TLP⁴, TP, V, BT (Bluetooth Genio option)
SLC SLD	24 24						

Note: Due to cabinet/space limitations, not all options are available for all models in any given combination. Please consult with your factory representative regarding specific options and exact cabinet dimension information.
¹Only available with AT and BT.
²Constant Power Supply, 12 Amp, 24 V, 144 W/720 W. Contact factory.
³Only available on SLA and SLB.
⁴Only available in 120 V AC.

LAMP SELECTION

	6 V	12 V	24 V
PAR18 • Small head or LED Lamp			
LED	3LJ, 4LJ, 5LJ	3LJ, 4LJ, 5LJ, 6LA, 7LA	4LR, 5LA, 6LA, 7LA
Tungsten	09T	09T	09T
MR16 • Small head c/w MR16 or LED Lamp			
LED	4LR, 5LA	4LR, 5LA, 6LA, 7LA	4LR, 5LA, 6LA, 7LA
Industrial			
LED	-	5LJ, 9LJ, 14LJ, 30LJ	5LJ, 9LJ, 14LJ, 30LJ

Note: Due to cabinet/space limitations, not all options are available for all models in any given combination. Please consult with your factory representative regarding specific options and exact cabinet dimension information.

LUMEN TABLE

Watts	Lumens
3W LJ	313
4W LJ	388
5W LJ	590
4W LR	388
5W LA	435
6W LA	507
7W LA	652

MODEL RATINGS

Model	Volts (V)	Wattage Capacities (W)				Cabinet ¹
		30 min.	60 min.	90 min.	120 min.	
SLA06018	6	18	18	12	10	1
SLA06036	6	36	18	12	9	1
SLA06050	6	50	25	16	12	1
SLB06072	6	72	36	24	18	2
SLB06100	6	100	50	33	25	2
SLC06160	6	160	80	53	40	3
SLC06180	6	180	126	87	72	3
SLA12036	12	36	18	12	9	1
SLA12050	12	50	25	16	12	1
SLA12072	12	72	36	24	18	1
SLB12100	12	100	50	33	25	2
SLC12160	12	160	80	53	40	3
SLC12200	12	200	100	66	50	3
SLC12250	12	250	219	169	136	4
SLC12360	12	360	233	164	130	4
SLC24144	24	144	72	48	36	3
SLC24200	24	200	100	66	50	4
SLC24320	24	320	160	160	80	5
SLD24350	24	350	175	116	87	5
SLD24550	24	550	438	338	272	5
SLD24720	24	720	466	328	288	5

¹The size of the cabinet might change depending of the chosen options. Please consult with your factory representative regarding exact cabinet dimension information.
²It is recommended to load battery pack 20% under their maximum load.

EMERGENCY LIGHTING OPTIONS

Option	Description
A	Ammeter
ACTB ¹	AC Terminal Block (line cord delete)
AT ²	Automatic test self-diagnostic
AUD ³	Audible alarm
AUE	Audible emergency
BD	Battery Disconnect
CPS ⁴	Constant Power Supply
DCTB	DC Terminal Block
FD6	6 Circuit Fused Internal Distribution
K5	1/2" Knockout for pendant mount
LD	Lamp disconnect (internal)
OBM	Octagon Box Mount (line cord delete)
RFS	Radio frequency suppression
TD	Time delay
TLP	Twist Lock Plug
TP	Tamper proof screws
V	Voltmeter

¹ACTB & TLP are incompatible together.
²AT features may overlap with the following options: V, TD, A & RFS. Contact customer service for more information.
³Only available with with AT and BT.
⁴Constant Power Supply, 12 Amp, 24 V, 144 W/720 W. Contact factory.

SMART OPTION

Option	Description
BT	Genio Bluetooth

SPACING GUIDE

Mounting Height	Spacing Center to Center (ft)							I HEAD - Spacing Center to Center (ft)			
	3LJ	4LJ	5LJ	4LR	5LA	6LA	7LA	5 W	9 W	14 W	30 W
8 ft	78	83	118	76	81	94	108	113	165	199	250
10 ft	75	76	118	79	79	93	106	110	160	194	260
15 ft	66	68	104	66	62	82	96	99	147	178	239
20 ft	53	53	91	53	49	73	87	86	133	164	223

LEXAN GUARD

Mounting Type	Input Voltage	Part Number	Dimensions (in)
WALL MOUNT - Number of heads 1,2			
	12V036W	PGD107	14.5x11.25x5.5
	12V050W	PGD107	14.5x11.25x5.5
	12V072W	PGD107	14.5x11.25x5.5
	12V160W	PGD111	19.75x14x8
	12V200W	PGD111	19.75x14x8
	24V144W	PGD111	19.75x14x8
	24V200W	PGD111	19.75x14x8
WALL MOUNT - Number of heads 0			
	06V018W	PGD107	14.5x11.25x5.5
	06V036W	PGD107	14.5x11.25x5.5
	06V050W	PGD107	14.5x11.25x5.5
	06V072W	PGD107	14.5x11.25x5.5
	06V100W	PGD107	14.5x11.25x5.5
	06V160W	PGD107	14.5x11.25x5.5
	06V180W	PGD107	14.5x11.25x5.5
	12V036W	PGD107	14.5x11.25x5.5
	12V050W	PGD107	14.5x11.25x5.5
	12V072W	PGD107	14.5x11.25x5.5
	12V100W	PGD107	14.5x11.25x5.5
	12V144W	PGD107	14.5x11.25x5.5
	12V160W	PGD107	14.5x11.25x5.5
	12V200W	PGD107	14.5x11.25x5.5
	24V144W	PGD107	14.5x11.25x5.5
	24V200W	PGD107	14.5x11.25x5.5

WIRE GUARD¹

	Part Number	Dimensions (in)
WITHOUT HEAD		
Cabinet 1	WGD520-V2	15.75 x 11.5 x 4.5
Cabinet 2	WGD520-V2	15.75 x 11.5 x 4.5
Cabinet 3	WGD590-V2	16.75 x 17.75 x 6.5
Cabinet 4	WGD650-V2	17.75 x 17.75 x 16.50
Cabinet 5	WGD600-V2	23 x 20 x 12
WITH HEAD(S)²		
Cabinet 1	WGD590-V2	16.75 x 17.75 x 6.5
Cabinet 2	WGD590-V2	16.75 x 17.75 x 6.5
Cabinet 3	WGD590-V2	16.75 x 17.75 x 6.5
Cabinet 4	WGD650-V2	17.75 x 17.75 x 16.50
Cabinet 5	WGD600-V2	23 x 20 x 12

¹Please contact your customer service representative for more information.

²For I heads, please contact your customer service representative for more information.