

## RMEA

### EDGELIT

#### Universal Mounting

The RMEA series of commercial edgelit signs provides interiors with a clean, distinguished appearance. Standard universal surface mount with optional recessed backbox assembly. The RMEA series is available in internally self-powered versions.

#### FEATURES AND SPECIFICATIONS

- **Circuitry - self-powered**
  - LED ultra bright light source
  - 120/277/347 VAC Input, field selectable
  - 120V/0.035 A/4.16 W or 277 V/0.005 A/2.00 W or 347 V/0.012 A/3.99 W max power consumption
  - High-performance, sealed Ni-Cad battery
  - 90 minutes emergency duration (standard)
  - Solid state transfer and battery charger
- **Approvals**
  - CSA Certified to C22.2 #141-15
  - CSA Certified to C860-1
- **Compliance**
  - Meets requirements of ICES-005
- **Circuitry - CEREBRUM**
  - Emergency DC wattage as follow:  
 $24\text{ V} = 0.076\text{ A}/1.8\text{ W}$
  - This unit can be connected to Cerebrum's smart battery unit. Please view the Cerebrum brochure for more details on this technology.
- **Specifications**
  - Chassis, backbox and painted finish trims are constructed of steel; other finish trims and backboxes are made from high grade aluminum
  - All electronics and faceplate mounted to single chassis for rapid and simple installation
  - Separate backbox/housing can be pre-installed at any time prior to faceplate and electronics
  - Hanger bars for drywall ceilings or walls included. Maximum extension of 540 mm
  - Every unit come standard with multiple running man legends

#### OVERVIEW

Light Source	LED
Input voltage (VCA)	120/277/347
Power consumption: Self-powered	Maximum input (IB suffix): 120 V/0.340 A/2.80 W or 277V/0.25A/2.00 W or 347 V/0.330 A/ 3.00 W
DC power/voltage (Cerebrum)	24 V = 1.8 W



## TYPICAL SPECIFICATION



### TYPICAL SPECIFICATION

Supply and install Stanpro RMEA Series, The Running Man Edgelit Exit Sign shall operate with field selectable 120/277/347 V AC Input. The Self powered configuration shall be AC field selectable 120/277/347v and consist of a long lasting Nickel-Cadmium battery and shall stay illuminated for a minimum of 90 minutes upon AC failure. The face shall be illuminated by using Nichia LED ultra-bright light source. The sign shall be surface mount and suitable for, end, ceiling , or pivoting mechanism for wall mount and come complete with 3 Running Man fibers for universal direction. The frame shall be extruded aluminum and come complete with a polycarbonate face plate for maximum uniformity. The recessed option shall consist of a rigid steel back box and come complete with field adjustable hanger bars. The Exit Running Man Sign shall be CSA 22.2 No.141-15 certified, ICES 005 compliant and be Stanpro model number RMEA\_\_\_\_\_.

Data is based upon tests performed in a controlled environment. Actual performance can vary depending on operating conditions.  
All products are subject to change or may be discontinued any time without notice.

ORDERING GUIDE

RMEA					
Series	Nbr of faces	Mounting	Color	DC Volts (VDC)	Options
RMEA	0 - Universal faces 1 - Single face 2 - Double face	Blank - Universal mount	BA - Brushed aluminum <sup>1</sup>	IB - Self-powered for 90 minutes <sup>2</sup> CER - Cerebrum driver	CCWH - Canopy and endcaps white (for brushed aluminum only) 0 - No indicators (double face only) ↓ ↑ ↗ ↘ ↙ ↘ D U UR DR DL UL <b>Note:</b> Indicators option available for single & double option only.

<sup>1</sup> Black end caps and canopy (standard).  
<sup>2</sup> IB versions not intended for installation on generators.


PENDANT MOUNTING

Part number	Type
PM-EDGLT	Pendant mount

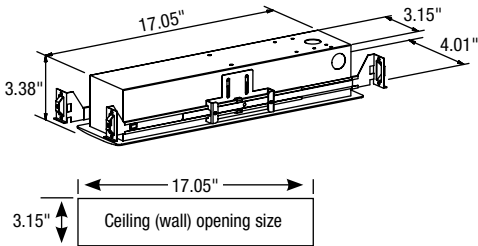
MOUNTING

RECESSED MOUNTING CONVERSION KIT

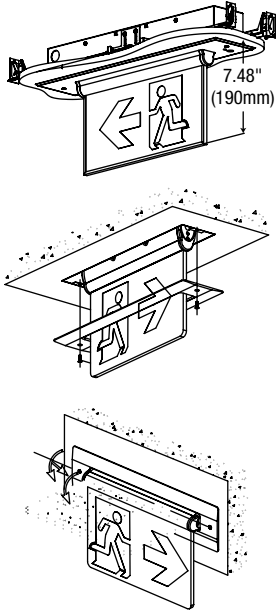
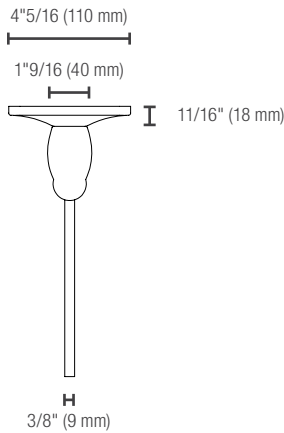
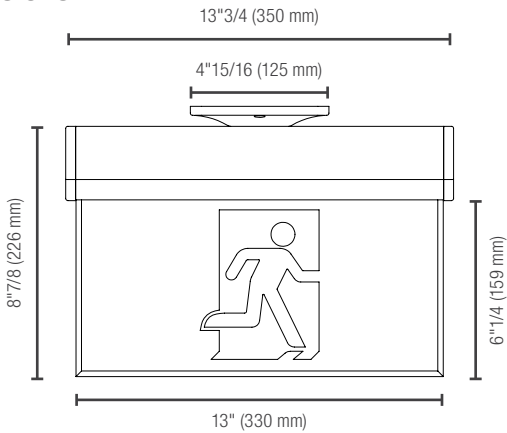
To convert from surface mount to recessed mount, please order appropriate colored mounting conversion kit separately.



BBX-ALEL-BA - Recessed backbox with brushed aluminum trim



DIMENSIONS



CONFIGURATIONS



Comes standard with three pictogram legends for direction selection.

Data is based upon tests performed in a controlled environment. Actual performance can vary depending on operating conditions. All products are subject to change or may be discontinued any time without notice.