

## Series Spec Sheet

# PRMS

## STEEL COMBO

The PRMS series of commercial combination steel signs and battery units features a slim profile that eliminates light leaks combined with a simple, easy to install design. Two PAR18 small style, front mounted heads are standard, MR16 type is optional.

### FEATURES AND SPECIFICATIONS

#### • Electrical circuitry

- LED ultra bright light source
- 120/347 V AC Input, field selectable, or 277 V AC
- 1.8 W power consumption for LED exit portion of combination sign
- LED Emergency DC wattages as follows:  
**6 V DC = 0.9 W, 12 V DC = 0.86 W**
- 6 V DC or 12 V DC emergency power output versions (as specified)
- Wattage capacities from 36 to 72 W
- 30 minutes emergency power duration standard
- Momentary push button test switch
- Pilot LEDs for AC, ON and CHARGE
- Fully automatic, current limited charger
- Solid state design and construction
- Brownout and short circuit protection
- Temperature compensated
- Maintenance free, sealed lead acid battery

#### • Bluetooth Control

- Integrated Bluetooth technology allows for controllable features via the Stanpro Genio App
- Controllable features include:
  - Instantly view and control individual lights and emergency devices.
  - Easily group luminaires together and control them as a single unit.
  - Schedule functional and discharge tests at a chosen time
  - Generate, view and share reports seamlessly with just a few clicks.

#### • Mechanical

- 20 Gauge steel construction
- Slide out faceplates and backplates for rapid and simple installation
- Universal spider knockout pattern stamped into backplate for junction box mounting
- Universal models include ceiling or end mount, field installable canopy kit c/w spider plate
- Multiple conduit entry knockouts
- White powder coat finish standard
- PAR18 small style, high impact thermoplastic heads are standard (2N)
- Optional heads include die cast metal MR16 type and high output industrial die cast type
- Front head mounting is standard, side mount is optional

#### • Approvals

- CSA Certified to C22.2 #141-15
- CSA Certified to C860-11

#### • Compliance

- Meets requirements of ICES-005



### OVERVIEW

Light source	LED
Input voltage (V AC)	120/347, 277
Sign Power consumption	120 V = 1.80 W 347 V = 1.70 W 277 V = 1.40 W
Sign Emergency Power consumption	6 V DC = 0.9 W 12 V DC = 0.86 W
Output capacity (W)	36 - 72

For complete warranty details, please see our terms and conditions on our website.



quick  
ship



LED  
fixture



Energy-Verified  
Energie-Vérifiée



ICES  
005



## TYPICAL SPECIFICATION



## TYPICAL SPECIFICATION

Supply and install Stanpro's Steel PRMS Running Man and Battery combination unit. The sign shall be all steel Running Man Exit Signs. The sign shall operate with AC/DC field selectable 120/277/347 V AC Input. The face shall be illuminated by using Nichia LED ultra-bright light source. The sign shall be suitable for wall, end, or ceiling mount and come complete with 3 Running Man fibers for universal direction. The frame and back plate shall each be of a one-piece steel construction. The sign shall be CSA C22.2 141-15 and ICES compliant.

The battery shall be a cabinet model A. The unit shall be rated 120 V, 277 V or 347 V, 60 Hz constructed of durable 18 gauge steel and be CSA listed to C22.2 141-15 and be ICES 005 compliant. The unit shall have an output of: \_\_\_ V and \_\_\_ W and come complete with (0), (1) or (2) x \_\_\_ W LED heads producing (\_\_\_) lumens each. The charge voltage factory set to  $\pm 1\%$  tolerance. High efficiency, rapid recovery, precision control charging system shall be employed to promote long battery life and reduce the potential for grid corrosion. The unit shall also feature integrated Bluetooth connectivity for monitoring and configuration of the system, allowing users to view system status and perform diagnostics via a mobile app. The charger shall provide a continuous high charge to recharge the battery, when the battery is at full capacity, the charger will shut-off. Periodically the charger shall provide a pulse of energy to keep the battery at full voltage. The pulse charger shall be precisely regulated and shall charge the battery in relation to its temperature, state of charge and input voltage fluctuations. The charger shall be current limited, temperature compensated, short-circuit proof and reverse polarity protected. The unit shall be furnished with an electronic lockout circuit, which will connect the battery when the AC circuit is activated, and an electronic brownout circuit, which will activate the emergency lights when utility power dips below 75% of nominal voltage. A low voltage battery protection circuit shall be provided and will disconnect the load when the battery reaches the end of discharge.

The Stanpro Sign and Battery combination unit shall be PRMS \_\_\_\_\_

Data is based upon tests performed in a controlled environment. Actual performance can vary depending on operating conditions.  
All products are subject to change or may be discontinued any time without notice.

## QUICK SHIP AND TECHNICAL SPECIFICATION TABLE ⌚

Model number	DC Volts (V DC)	Watts (W)	Nbr of faces	Nbr of heads	Head	Lamp (W)	Light source	Input Volts (V AC)	Color
PRMS60360-2N09T	6	36	Universal	2	N	9	Tungsten	120/347	White

## ORDERING GUIDE

Series	Volts (V)	Watts (W)	Nbr of faces	Nbr of heads	Head / Lamp	Lamp	Input voltage (V)	Colors	Options
PRMS	6 - 6	036 - 36 050 - 50	0 - Universal faces 1 - Single face 2 - Double face	00 - No heads	Blank - No heads	See lamp selection chart below	Blank - 120/347 E - 277	WH - White BK - Black GY - Grey	AT, AUD <sup>1</sup> , AUE, LD, RFS, SMH <sup>2</sup> , TD <sup>1</sup> , TP BT (Bluetooth Genio option)
	1 - 12	036 - 36 050 - 50 072 - 72		1 - One heads 2 - Two heads	N - PAR18/ MR16 S - MR16 M - MR16 I - Industrial				0 - No indicators (double face only) ↓ ↑ ↗ ↘ ↙ ↘ D U UR DR DL UL Note: Indicators option available for single & double option only.

<sup>1</sup> Only available with AT and BT.<sup>2</sup> Not compatible with I heads.

## EMERGENCY LIGHTING OPTIONS

Option	Description
AT	Automatic test and self-diagnostic
AUD	Audible Diagnostic <sup>1</sup>
AUE	Audible Emergency
LD	Lamp disconnect
RFS	Radio Frequency Suppression
SMH	Side Mounted Heads <sup>2</sup>
TD	Time Delay <sup>1</sup>
TP	Tamper Proof Screws

<sup>1</sup> Only available with AT and BT.<sup>2</sup> Not compatible with I heads.

## LEXAN GUARD

	Part number	Dimensions (in)
Wall Mount	PGD111	19.75 x 14 x 8
Ceiling Mount	PGD100	16 x 10 x 13.5
End Mount	PGD100	16 x 10 x 13.5

## SMART OPTIONS

Option	Description
BT	Genio Bluetooth

## LAMP SELECTION

	6 V	12 V
PAR18 • Small head or LED Lamp		
LED	3LJ, 4LJ, 5LJ	3LJ, 4LJ, 5LJ, 6LA, 7LA
Tungsten	09T	09T
MR16 • Small head c/w MR16 or LED Lamp		
LED	4LR, 5LA	4LR, 5LA, 6LA, 7LA
Industrial • High output		
LED		5LJ, 9LJ, 14LJ, 30LJ

## LUMEN TABLE

Watts	Lumens
3W LJ	313
4W LJ	388
5W LJ	590
4W LR	388
5W LA	435
6W LA	507
7W LA	652

## MODEL RATINGS

Model	Volts (V)	Wattage capacities (W)			
		30 min.	60 min.	90 min.	120 min.
PRMS6036	6	36	18	12	9
PRMS6050	6	50	25	16	12
PRMS1036	12	36	18	12	9
PRMS1050	12	50	25	16	12
PRMS1072	12	72	36	24	18

Data is based upon tests performed in a controlled environment. Actual performance can vary depending on operating conditions.  
All products are subject to change or may be discontinued any time without notice.

WIREGUARD<sup>1</sup>

		Part number	Dimensions (in)
Without head	Wall mount	WGD590-V2	16.75 x 17.75 x 6.5
	Ceiling mount	WGD650-V2	17.75 x 17.75 x 16.50
	End mount	WGD650-V2	17.75 x 17.75 x 16.50
With head(s) <sup>2</sup>	Wall mount	WGD510-V2	19.75 x 19.75 x 7.25
	Ceiling mount	WGD650-V2	17.75 x 17.75 x 16.50
	End mount	WGD650-V2	17.75 x 17.75 x 16.50

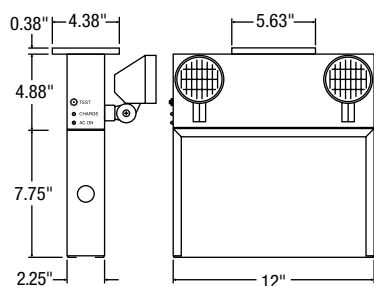
<sup>1</sup>Please contact your Stanpro customer service representative for more information.

<sup>2</sup>For I heads, please contact your customer service representative for more information.

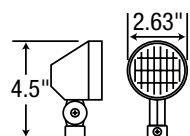
## SPACING GUIDE

Mounting height	Spacing center to center (ft)							I HEAD			
	3LJ	4LJ	5LJ	4LR	5LA	6LA	7LA	5 W	9 W	14 W	30 W
8 ft	78	83	118	76	81	94	108	113	165	199	250
10 ft	75	76	118	79	79	93	106	110	160	194	260
15 ft	66	68	104	66	62	82	96	99	147	178	239
20 ft	53	53	91	53	49	73	87	86	133	164	223

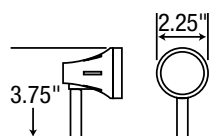
## DIMENSIONS



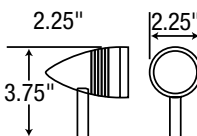
## TYPE N - PAR18



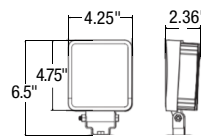
## TYPE S - MR16



## TYPE M - MR16



## TYPE I - INDUSTRIAL



## CONFIGURATIONS



Comes standard (single and universal face)  
with three pictogram legends for direction selection.



Comes standard (double face)  
with two pictogram legends.



For double face no arrow options,  
select "0" on the options column.

Data is based upon tests performed in a controlled environment. Actual performance can vary depending on operating conditions.  
All products are subject to change or may be discontinued any time without notice.