

PROJECT:
 DISTRIBUTOR:
 DRAWN BY:

CATALOGUE #:
 CONTRACTOR:

DATE:
 TYPE:
 PO:



STANPRO

SPEC SHEET

CCT AND POWER SELECTABLE

FEATURES AND SPECIFICATIONS

CONSTRUCTION

Physical Characteristics

- 24 gauge semi-gloss white painted steel
- CCT and Power Select switches are placed discretely inside the housing
- Frosted PMMA lens
- Two options for wiring: Inside a ceiling junction box or directly inside the luminaire

Mounting

- Surface or row mounted

Linkable Feature (Select Models)

- Linkable connector is included in the box for quick and easy row mounting
- Row Mounting Maximum: Up to 8 luminaires

PERFORMANCE DATA

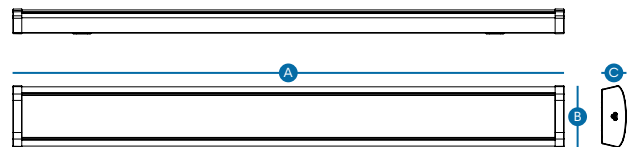
- Available in both 3 500/4 000/5 000 K or 3 000/3 500/4 000/5 000/6 500 K selectable color temperatures
- 80+ CRI
- 0-10 V dimming standard (10%-100%)
- 2.5 kV surge protection
- Estimated life of over 175 000 hours to L70
- Operating temperature: -20 °C to 50 °C (-4 °F to 122 °F)

COMPLIANCES

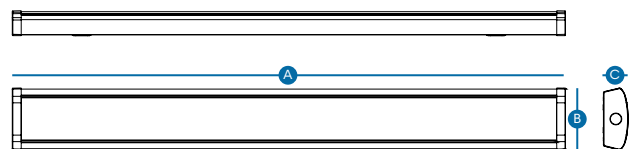
- DLC Premium and Standard
- cETLus listed for Canada and USA for damp locations (Linkable Version)
- cULus listed for Canada and USA for damp locations (Hardwire Version)
- Meets requirements of ICES-005 issue 5

TECHNICAL DRAWINGS

70725



70726



A	B	C	Net Weight (lbs)
47 5/8" (121 cm)	5 1/4" (13.49 cm)	2 1/8" (5.44 cm)	4.5

47 5/8" (121 cm)	5 1/4" (13.49 cm)	2 1/8" (5.44 cm)	4.3
---------------------	----------------------	---------------------	-----



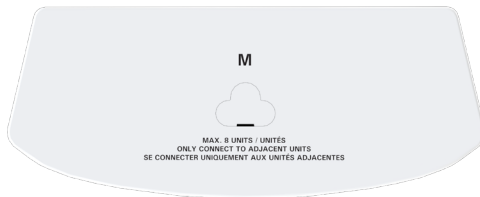
Not all products are qualified on the DLC QPL. To view our DLC qualified products, please consult the DLC Qualified Products List at www.designlights.org/search.

QUICK SHIP AND TECHNICAL SPECIFICATION TABLE

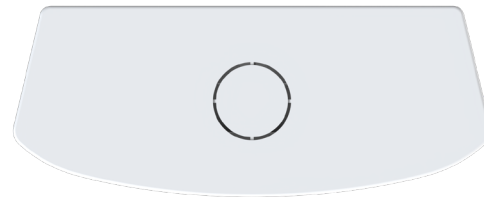
Type	Order Code	Model Number	Lumen Output (lm)	Efficacy (lm/W)	Watts (W)	Color Temp. (K) ⁴	Volts (V AC)	Life L70 (hrs) ⁵	Tested Hours LM-80 (hrs) ⁵	PF	THD (%)	Master Case QTY	UPC Code
48" CCT Selectable (Linkable Version)¹													
	70725	L2WMG-48LS1-W/3C/CHOICE	5 060 ²	115	40	3 500/4 000/5 000	120-277	175 000	9 000	0.90	10	4	069549037045
48" CCT and Power Selectable (Hardwire Version)													
	70726	L2WMG-48LP40-Q/5C/CHOICE	2 760/3 425/4 352/5 400 ³	130	20/25/32/40	3 000/3 500/4 000/5 000/6 500	120-347	175 000	9 000	0.90	10	4	069549037052

¹ Dimming is not available when row mounted using the linkable connectors.
² Lumen values are derived from DLC reported data at 3 500 K. Please refer to the LUMEN SPECIFICATION TABLE for more details on other color temperatures.
³ Lumen values are based on 4 000 K default programming. Please refer to the LUMEN SPECIFICATION TABLE for more details on other color temperatures.
⁴ Typical color temperature range: +/- 5 %.
⁵ Life hours are derived from IESNA LM-80 testing report and projected per IESNA TM-21 extrapolations.

END CAP VIEW



Linkable Luminaires



Hardwire Luminaires

DLC UNIQUE ID TABLE

Order Code	Model Number	DLC Premium Unique ID		DLC Standard Unique ID	
		Low-Bay		Linear Ambient	
70725	L2WMG-48LS1-W/3C/CHOICE	-		In Process	
70726	L2WMG-48LP40-Q/5C/CHOICE	S-ZXT2ZJ		S-WBSNCM	

LUMEN SPECIFICATION TABLE

Order Code	Model Number	Watts (W)	3 000 K		3 500 K		4 000 K		5 000 K		6 500 K		Default Programming
			Lumen Output (lm)	Efficacy (lm/W)	Lumen Output (lm)	Efficacy (lm/W)	Lumen Output (lm)	Efficacy (lm/W)	Lumen Output (lm)	Efficacy (lm/W)	Lumen Output (lm)	Efficacy (lm/W)	
70725	L2WMG-48LS1-W/3C/CHOICE	44	-	-	5 060	115	5 500	125	5 060	115	-	-	4 000 K
70726	L2WMG-48LP40-Q/5C/CHOICE	20	2 660	133	2 660	133	2 760	138	2 760	138	2 660	133	40 W / 4 000 K
		25	3 300	132	3 300	132	3 425	137	3 425	137	3 300	132	
		32	4 198	131	4 198	131	4 352	136	4 352	136	4 198	131	
		40	5 200	130	5 200	130	5 400	135	5 400	135	5 200	130	

ACCESSORIES*

Order Code	Type	Compatible With	Figure
70782	Replacement Lens 48"	All	A
68859	12" Linkable Cable Connector	70725	B
68860	48" Linkable Cable Connector	70725	C
68861	72" Linkable Cable Connector	70725	C
68862	96" Linkable Cable Connector	70725	C



Linkable Connector
INCLUDED IN THE BOX
 (70725 ONLY)

* Order separately.



A



B



C