

Series Spec Sheet

L2STX

SMART LED STRIP

Integrated Bluetooth® Mesh Technology

The L2STX series of smart LED strips are designed to deliver efficient and high impact illumination. These luminaires feature a rounded lens that evenly diffuses the light and an innovative housing built for quick and easy installation. Featuring integrated Bluetooth® Mesh technology, the L2STX series seamlessly connects with the Genio control system and mobile app. Genio is easy to use and hassle-free, the ideal solution for integrating controls into a lighting system.

FEATURES AND SPECIFICATIONS

• Construction

Physical Characteristics

- Sleek two-part housing design with tool-less entry
- Safety cables placed between lens compartment and housing for easy installation and maintenance
- 24 gauge semi-gloss white powder painted steel
- Frosted PMMA lens

Mounting

- Surface, suspended or row mounted (see accessories)
- V-Hooks and canopy plate for octagonal junction box are included

• Performance Data

- Tunable white technology ranging from 3 000 K to 5 000 K
- Power selectable up to 45 W (4 ft) & 90 W (8 ft)
- 80+ CRI
- Electrical ratings: 120-347 V
- Estimated life of over 156 000 hours to L70
- Wireless Bluetooth® Dimming (1 %-100 %)
- Select models offered with integrated PIR motion sensor
- 2.5 kV surge protection
- Operating temperature: -20 °C to 50 °C (-4 °F to 122 °F)

• Bluetooth® Mesh Control

- Integrated Bluetooth® Mesh technology allows for controllable features via the Stanpro Genio App or by using the smart wall switches (sold separately). Controllable features include:
 - Dimming
 - Tune to desired color temperature - Tunable White
 - Sensor programming (Motion and daylight harvesting)
 - Create groups, scenes, schedules and more

• Compliances

- UL listed for Canada and USA for damp locations
- DLC Premium and Standard
- Meets requirements of ICES-005 issue 5 class A for use in commercial applications



Not all products are qualified on the DLC QPL. To view our DLC qualified products, please consult the DLC Qualified Products List at www.designlights.org/search.

OVERVIEW

Light source	LED
Watts	Up to 45 W (4 ft) & 90 W (8 ft)
Lumen output (lm)	5 850-12 420
Efficacy (lm/W)	130-138
Color temperature	Tunable White - 3 000 K to 5 000 K
CRI	80+

QUICK SHIP AND TECHNICAL SPECIFICATION TABLE

Order code	Model number	Watts (W)	Volts (V AC)	Color temp. (K) ¹	Lumen output (lm) ²	Efficacy (lm/W)	CRI	Life L70 (hrs) ³	Tested hours LM-80 (hrs) ³	Dimming (Yes/No)	Power factor	THD (%)	Master case qty
With Integrated PIR Motion Sensor													
48"													
69544	L2STX-48LP45-Q/TW-BTS	45	120-347	3 000-5 000	5 985	133	80+	156 000	10 000	Yes	0.90	10	6
96"													
69706	L2STX-96LP90-Q/TW-BTS	90	120-347	3 000-5 000	12 420	138	80+	156 000	10 000	Yes	0.90	10	4
Without Integrated PIR Motion Sensor													
48"													
69545	L2STX-48LP45-Q/TW-BT	45	120-347	3 000-5 000	5 985	133	80+	156 000	10 000	Yes	0.90	10	6
96"													
69546	L2STX-96LP90-Q/TW-BT	90	120-347	3 000-5 000	12 420	138	80+	156 000	10 000	Yes	0.90	10	4

¹ Typical color temperature range: +/- 5 %.

² Lumen values are derived from DLC reported data at 5 000 K. Please refer to the LUMEN SPECIFICATION TABLE for more details on other color temperatures.

³ Life hours are derived from IESNA LM-80 testing report and projected per IESNA TM-21 extrapolations.

DLC UNIQUE ID TABLE

Order Code	Model number	DLC Premium Unique ID	DLC Standard Unique ID	DLC Standard Unique ID
		Stairwell	Linear Ambient	Low / High Bay
With Integrated PIR Motion Sensor				
69544	L2STX-48LP45-Q/TW-BTS	S-1IHQFC	S-0YUZ4C	S-9QLKRP
69706	L2STX-96LP90-Q/TW-BTS	S-FSORTI	S-VBALNW	S-6LFDP6
Without Integrated PIR Motion Sensor				
69545	L2STX-48LP45-Q/TW-BT	S-1IHQFC	S-0YUZ4C	S-9QLKRP
69546	L2STX-96LP90-Q/TW-BT	S-FSORTI	S-VBALNW	S-6LFDP6

LUMEN SPECIFICATION TABLE

Order code	Model number	Watts (W)	3 000 K		3 500 K		4 000 K		5 000 K	
			Lumen output (lm)	Efficacy (lm/W)	Lumen output (lm)	Efficacy (lm/W)	Lumen output (lm)	Efficacy (lm/W)	Lumen output (lm)	Efficacy (lm/W)
69544	L2STX-48LP45-Q/TW-BTS	45	5 850	130	5 895	131	5 940	132	5 985	133
69706	L2STX-96LP90-Q/TW-BTS	90	11 700	130	11 880	132	12 150	135	12 420	138
69545	L2STX-48LP45-Q/TW-BT	45	5 850	130	5 895	131	5 940	132	5 985	133
69546	L2STX-96LP90-Q/TW-BT	90	11 700	130	11 880	132	12 150	135	12 420	138

DEFAULT PROGRAMMING

69544: 45 W / 5 000 K

69706: 90 W / 5 000 K

69545: 45 W / 5 000 K

69546: 90 W / 5 000 K

Data is based upon tests performed in a controlled environment. Actual performance can vary depending on operating conditions. All products are subject to change or may be discontinued any time without notice. Please contact your Stanpro customer service representative to confirm inventory levels at time of order.

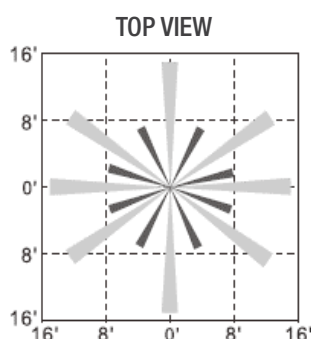
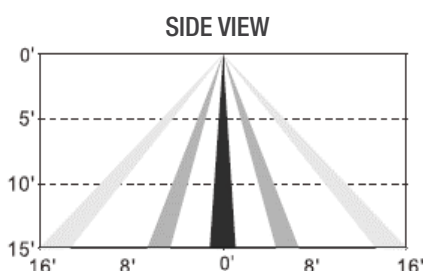
SENSOR SETTINGS OPTIONS¹

Parameter	Settings Options
1st Time Delay	1 min - 59 min, ∞
2nd Time Delay	1 min - 59 min, ∞
Dim Level	1 % - 100 %

¹ For detailed sensor programming and settings information, please refer to the Genio App Instruction Guide.

SENSOR MOUNTING AND DETECTION RANGE

Mounting Height	15 ft (4.6 m) Max.
Detection Range	32 ft (9.75 m) Max.



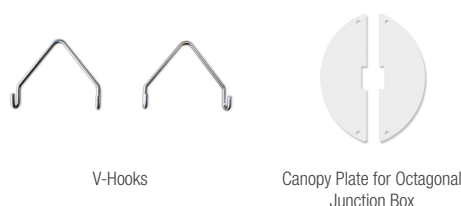
ACCESSORIES (order separately)

Order code	Type
68676	Suspension kit - 2 chains (1 m)
70218	10' Complete aircraft cable kit with 5-wire power feed and 2 canopies
70282	10' Single side aircraft cable with canopy (non-power feed)
69405	Continuous row mounting connector
69413	Wire guard kit 48" ^{1,2}
70166	Reflector wings kit 48" ¹
69396	Replacement lens 48" (without sensor)
69624	Replacement lens 48" (with sensor)
69397	Replacement lens 96" (without sensor)
69707	Replacement lens 96" (with sensor)

¹ For 96" luminaires, order 2 units.

² When installed on the luminaires with integrated PIR motion sensor, the wire guard will reduce the sensor sensitivity.

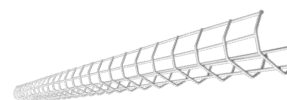
INCLUDED IN THE BOX



70166 (48")
Reflector Wings Kit



68676
Suspension Kit - 2 Chains (1 m)




69413 (48")
Wire Guard Kits



69405
Continuous Row Mounting Connector



70218
10' Complete Aircraft Cable Kit with 5-Wire Power Feed and 2 Canopies



70282
10' Single Side Aircraft Cable with Canopy (Non-Power Feed)



69396 & 69624 (48") / 69397 & 69707 (96")
Replacement Lenses


Data is based upon tests performed in a controlled environment. Actual performance can vary depending on operating conditions. All products are subject to change or may be discontinued any time without notice. Please contact your Stanpro customer service representative to confirm inventory levels at time of order.

AIRCRAFT CABLE KITS

The aircraft cable kits combine both style and function for a finished look and are offered in two distinct versions.

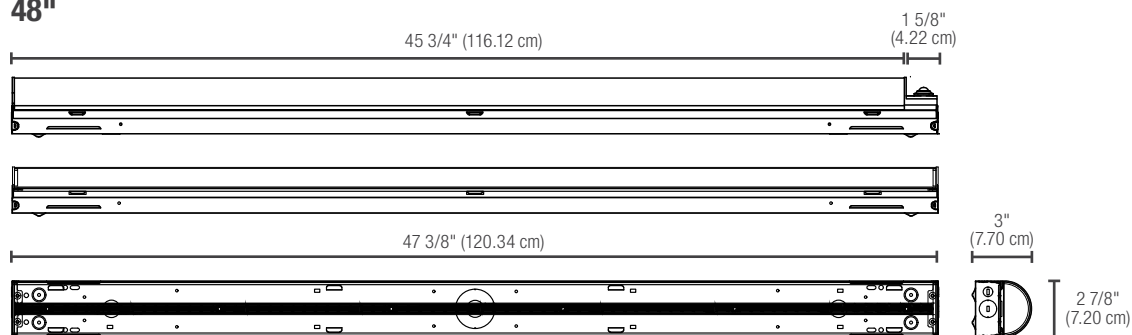
The complete aircraft cable kit (70218) is an all-in-one solution that includes a set of two 10-foot aircraft cables, a 10-foot 5-wire power cord, two canopies and all necessary installation hardware.

The single side aircraft cable (70282) is primarily designed for row mounting applications when used with the complete aircraft cable kit, to allow for multiple luminaires to be powered by a single power feed and as support point when joining luminaires together. It may also be used solely for suspension when an alternative power feed is used such as an armoured cable. This kit includes a single 10-foot aircraft cable, one canopy and all necessary installation hardware.

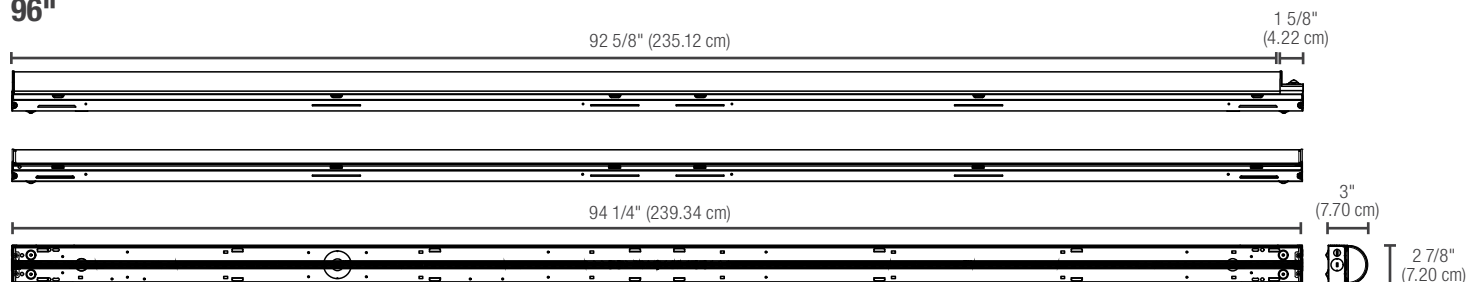


DIMENSIONS AND WEIGHT

48"



96"



	48"	96"
Net weight (lbs)	4.4	8.5

Data is based upon tests performed in a controlled environment. Actual performance can vary depending on operating conditions. All products are subject to change or may be discontinued any time without notice. Please contact your Stanpro customer service representative to confirm inventory levels at time of order.

GENIO CONTROL SYSTEM FEATURES

Genio is Stanpro's smart brand of lighting and emergency lighting. Integrating the latest in Bluetooth® Mesh technology, Genio products allow for customizable features that can be adjusted at your fingertips using a smartphone or other compatible devices. This system is easy to use, versatile and futureproof! Please see below for some of the key features¹ of the Genio control system:



LIGHTS

Instantly control the color temperature, wattage, lumen output and dimming.



GROUPS

Easily group luminaires together and control them as a single unit.



SCENES

Customize your lighting through scenes and create different atmospheres for occasions and activities.



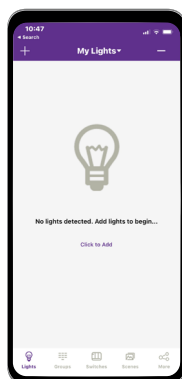
SCHEDULES

Set schedules to specify dates, times and recurrence patterns for changing the settings of your lighting.



SENSOR

Adjust the integrated PIR motion sensor and daylight harvesting settings.



Lights

- Add
- Name or Rename
- Dimming and Color Tuning
- Delete
- Sensor Settings



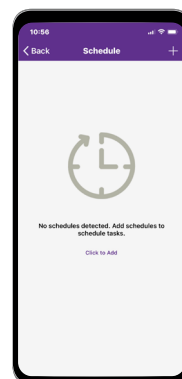
Groups

- Create
- Rename
- Delete
- Add or Remove Lights
- Adjust Group Linkage Level
- Turn On/Off
- Adjust Group Dimming
- Activate Auto Mode



Scenes

- Create
- Edit
- Delete



Schedules

- Creating
- Associate a Schedule To Lights, Groups, or Scenes
- Set a Repeating
- Set Fade Time
- Delete
- Enable Or Disable



Download on the
App Store

GET IT ON
Google Play



Download our App
Instruction Guide

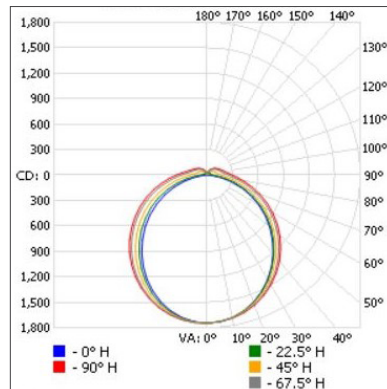
¹ Please note that the features mentioned are part of a broader range of characteristics relating to the Genio Ecosystem and may not be applicable to this specific product. Customers are advised to review the product specifications carefully to understand their capabilities.

The Bluetooth® word mark and logos are owned by the Bluetooth SIG, Inc. and any use of such marks by Ascot Capital Group is under license. Other trademarks and trade names are those of their respective owners.

PHOTOMETRIC DATA¹

69544 • L2STX-48LP45-Q/TW-BTS • 45 W • 4 000 K • 5 934.9 lm

Polar candela distribution



Zonal lumen summary

Zone	Lumens	% Fixture
0-30	1 351.8	22.8
0-40	2 214.1	37.3
0-60	3 957.0	66.7
60-90	1 433.1	24.1
70-100	906.7	15.3
90-120	368.4	6.2
0-90	5 390.1	90.8
90-180	544.8	9.2
0-180	5 934.9	100

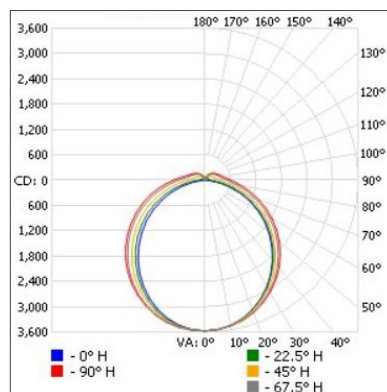
Illuminance at a distance

Center beam fc		Beam width	
1.7'	604	4.6'	6.6'
3.3'	160	8.9'	12.8'
5.0'	69.8	13.4'	19.4'
6.7'	38.9	18.0'	26.0'
8.3'	25.3	22.3'	32.2'
10.0'	17.5	26.8'	38.8'

Vert. spread: 106.6°
Horiz. spread: 125.4°

69706 • L2STX-96LP90-Q/TW-BTS • 90 W • 4 000 K • 12 140.6 lm

Polar candela distribution



Zonal lumen summary

Zone	Lumens	% Fixture
0-30	2 765.3	22.8
0-40	4 529.2	37.3
0-60	8 094.5	66.7
60-90	2 931.6	24.1
70-100	1 854.8	15.3
90-120	753.6	6.2
0-90	11 026.1	90.8
90-180	1 114.4	9.2
0-180	12 140.6	100

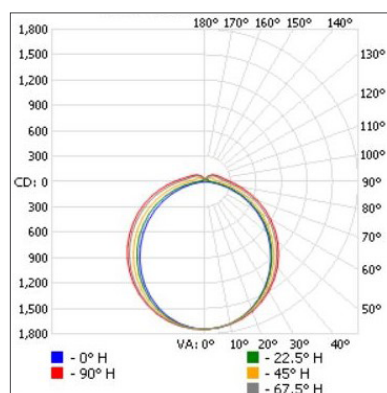
Illuminance at a distance

Center beam fc		Beam width	
1.7'	1 236	4.6'	6.6'
3.3'	328	8.9'	12.8'
5.0'	143	13.4'	19.4'
6.7'	79.6	18.0'	26.0'
8.3'	51.8	22.3'	32.2'
10.0'	35.7	26.8'	38.8'

Vert. spread: 106.6°
Horiz. spread: 125.4°

69545 • L2STX-48LP45-Q/TW-BT • 45 W • 4 000 K • 5 934.9 lm

Polar candela distribution



Zonal lumen summary

Zone	Lumens	% Fixture
0-30	1 351.8	22.8
0-40	2 214.1	37.3
0-60	3 957.0	66.7
60-90	1 433.1	24.1
70-100	906.7	15.3
90-120	368.4	6.2
0-90	5 390.1	90.8
90-180	544.8	9.2
0-180	5 934.9	100

Illuminance at a distance

Center beam fc		Beam width	
1.7'	604	4.6'	6.6'
3.3'	160	8.9'	12.8'
5.0'	69.8	13.4'	19.4'
6.7'	38.9	18.0'	26.0'
8.3'	25.3	22.3'	32.2'
10.0'	17.5	26.8'	38.8'

Vert. spread: 106.6°
Horiz. spread: 125.4°

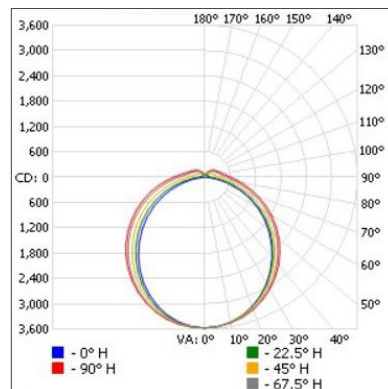
¹ Complete IES files available on our website.

Data is based upon tests performed in a controlled environment. Actual performance can vary depending on operating conditions. All products are subject to change or may be discontinued any time without notice. Please contact your Stanpro customer service representative to confirm inventory levels at time of order.

PHOTOMETRIC DATA¹

69546 • L2STX-96LP90-Q/TW-BT • 90 W • 4 000 K • 12 140.6 lm

Polar candela distribution



Zonal lumen summary

Zone	Lumens	% Fixture
0-30	2 765.3	22.8
0-40	4 529.2	37.3
0-60	8 094.5	66.7
60-90	2 931.6	24.1
70-100	1 854.8	15.3
90-120	753.6	6.2
0-90	11 026.1	90.8
90-180	1 114.4	9.2
0-180	12 140.6	100

Illuminance at a distance

Center beam fc		Beam width	
1.7'	1 236	4.6'	6.6'
3.3'	328	8.9'	12.8'
5.0'	143	13.4'	19.4'
6.7'	79.6	18.0'	26.0'
8.3'	51.8	22.3'	32.2'
10.0'	35.7	26.8'	38.8'

■ Vert. spread: 106.6°
■ Horiz. spread: 125.4°

¹ Complete IES files available on our website.

Data is based upon tests performed in a controlled environment. Actual performance can vary depending on operating conditions. All products are subject to change or may be discontinued any time without notice. Please contact your Stanpro customer service representative to confirm inventory levels at time of order.